


**Anti-Predatory Lending Database
Semi-Annual Summary Report
May 1, 2012**



**Governor Pat Quinn
Secretary Brent E. Adams
Department of Financial and Professional Regulation**

ABOUT THE INFORMATION IN THIS REPORT

THIS REPORT IS BASED ON STATISTICAL INFORMATION FROM THE 'ANTI-PREDATORY LENDING DATABASE' ("APLD") PURSUANT TO 765 ILCS 77/70. THE APLD WENT INTO EFFECT BEGINNING ON JULY 1, 2008. THE DATA PRESENTED IN THIS REPORT IS EITHER FROM INCEPTION, THE PERIOD FROM OCTOBER 16, 2011 THROUGH APRIL 15, 2012, OR THE PREVIOUS REPORTING PERIOD.

Illinois Department of Financial and Professional Regulation

Office of the Secretary

PAT QUINN
Governor

Brent E. Adams
Secretary

May 1, 2012

Governor Pat Quinn
207 State House
Springfield, IL 62706

Illinois General Assembly
State House
Springfield, IL 62706

Dear Governor Quinn & Members of the General Assembly:

As required by Section 70(k) of the Residential Real Property Act, enclosed is the Department's semi-annual report detailing certain findings regarding the Anti-Predatory Lending Database Program. We are grateful for the opportunity to provide you this report. If you have any questions, please do not hesitate to contact me at 312-814-2837 or brent.adams@illinois.gov.

Very truly yours,



Brent E. Adams

Summary of Anti-Predatory Lending Database (APLD) Program

- Loans that trigger the counseling requirement continue to be offered in the program area, and represent approximately 1.4% of all loans entered into the APLD. Loans that trigger the counseling requirement include adjustable rate, interest-only and negative amortization loans as well as loans with points and fees exceeding 5% of principal and loans with prepayment penalties.
- Product offering trend data indicates the counseling requirement has deterred loan originators from offering loans with predatory or exotic characteristics.
- Since program inception, the average number of days to close a loan with counseling is 4.4 days longer than a loan without counseling. This differential has been steadily decreasing.
- The APLD interface with the Illinois Department of Financial and Professional Regulation (IDFPR) licensing database has facilitated timelier license renewal, data clean-up and accuracy, and enforcement actions.
- APLD data has supported investigations and disciplinary actions. APLD data has enabled IDFPR to uncover potentially fraudulent lending activity, unlicensed activity, unregistered loan originators, unreported branch offices, and unreported changes of licensee location.
- Since program inception, there have been a total of 4,720 loans in which borrowers were required to attend counseling. Of these, 3,246 (69%) loans were closed; 1,474 (31%) were not. In some cases, counselor advice may have resulted in non-closure of a loan. However, IDFPR does not have specific data on this point.
- Active use of the database continues to expand. IDFPR examiners routinely access the database reporting to analyze data in real time. This has enhanced examination capabilities. Reports from the APLD are required for all examinations and have been used to support findings and ratings.
- IDFPR has found no evidence the APLD impedes mortgage lending in the four county program area.

Data since Inception of the APLD¹

- The number of loans registered with the APLD to date: **330,988**
- The number of borrowers receiving counseling to date: **7,263**
- The number of borrowers receiving counseling by county to date: Cook (**6,972**); Kane (**119**); Peoria (**6**); and Will (**166**)
- The number of loans closed to date: **205,675**
- Loan Type and Number requiring counseling to date:²
 - Interest Only Loans: **2,011**
 - Negative Amortization Loans: **146**
 - Loans with Points and Fees Exceeding 5%: **200**
 - Loans with Prepayment Penalty: **2,413**
 - Adjustable Rate Loans: **580**
- The number of loans requiring counseling in which the mortgage originator changed the loan terms subsequent to counseling to date: **10,344**
- The number of currently active licensed mortgage brokers and loan originators entering information into the database to date: **4,652**

Number of investigations and other APLD regulatory actions based on information from the APLD:

During the May 2012 reporting period (10/16/11 – 4/15/12) thirteen investigations or enforcement actions have resulted from information obtained from, or as a result of the database.

Types of non-traditional mortgage products being offered:

Non-traditional products continue to be offered. These include interest-only loans, loans with prepayment penalties, adjustable rate mortgages with initial terms of three years or less, and loans with points and fees exceeding 5%.

This reporting period showed that the number of loans with points and fees exceeding 5% more than doubled from the last reporting period. The other categories decreased but are still being offered. The overall number of loans requiring counseling also decreased. This means that the loans being offered to borrowers contain fewer unfavorable or non-traditional terms. A listing of

¹ Statistics for each county can be found in the tables beginning on page 6.

² The total number of loans reflected in this section does not match the total number of borrowers receiving counseling because individual mortgage loans often have more than one borrower, borrowers may have chosen not to attend counseling (and thus, not proceed with the loan), or the loan may have contained multiple counseling triggers.

the number of products that were offered in each of these categories may be found on pages 6-8 of this report.

How IDFPR is actively utilizing the APLD to combat mortgage fraud and predatory lending practices:

Of the thirteen investigations referenced above, five can be classified as major enforcement actions related to mortgage fraud. One of the investigations resulted in a significant fine. The other four are pending.

Two title escrow services were found to be operating in Illinois without proper registration. Both requested passwords to the APLD but were denied pending necessary registration.

One mortgage lending subsidiary of a national bank was found to have attempted to record a mortgage with an invalid certificate of exemption which had been prepared by a document preparation service outside the APLD system. This practice was stopped and resulted in an investigation by the Office of the Comptroller of the Currency.

IDFPR requires licensees to submit a report of loan repurchase demands for the purpose of reviewing loan files. IDFPR routinely reviews and compares these loan files to data that was entered into the APLD to ensure full compliance with lending laws and regulations.

Information from the APLD has assisted with the orderly process of license surrender.

Currently, IDFPR is focusing attention on the use of Yield Spread Premiums (YSPs) through data obtained from the APLD.

All APLD entries in which housing counselors have indicated “Indicia of Fraud” are investigated. IDFPR investigators may interview the counselor, loan originator, seller, and/or borrower and may order that the subject files be provided for review.

IDFPR analyzes data regarding properties resold within 10 days for a higher price to search for illegal “flipping.”

IDFPR routinely tracks the APLD for loans in which payment to income is greater than 40%. Such loans will result in an IDFPR audit for analysis to determine whether the lender failed to verify the borrower’s ability to repay the loan as required by law.

Custom reports are generated on a regular basis at the request of examiners, investigators, and the APLD team when specific information is required.

STATISTICAL INFORMATION

Required Data Pursuant to Act:	May 2012 Reporting Period (10/16/11 - 4/15/12)	November 2011 Reporting Period (4/16/11 - 10/15/11)
Loans Registered with APLD³	52,105	41,463
Refinancing Primary Residence	30,288	21,356
Purchasing Primary Residence	11,220	12,135
First Time Homebuyers	9,533	9,728
Loans Closed in APLD	31,938	22,748
Borrowers Requiring Counseling	471	640
Loans Requiring Counseling⁴	302	416
Interest Only Loans	79	123
Negative Amortization Loans	9	17
Loans with Points and Fees Exceeding 5%	39	16
Loans with Prepayment Penalty	163	215
Adjustable Rate Loans	37	80
Loans Modified to Avoid Counseling	1,200	1,087
Loans Exempt from APLD	89,151	76,214

³ The totals may include loans that are in process or have been abandoned.

⁴ The number of loans requiring counseling is often less than the number of borrowers requiring counseling because there may be multiple borrowers per loan.

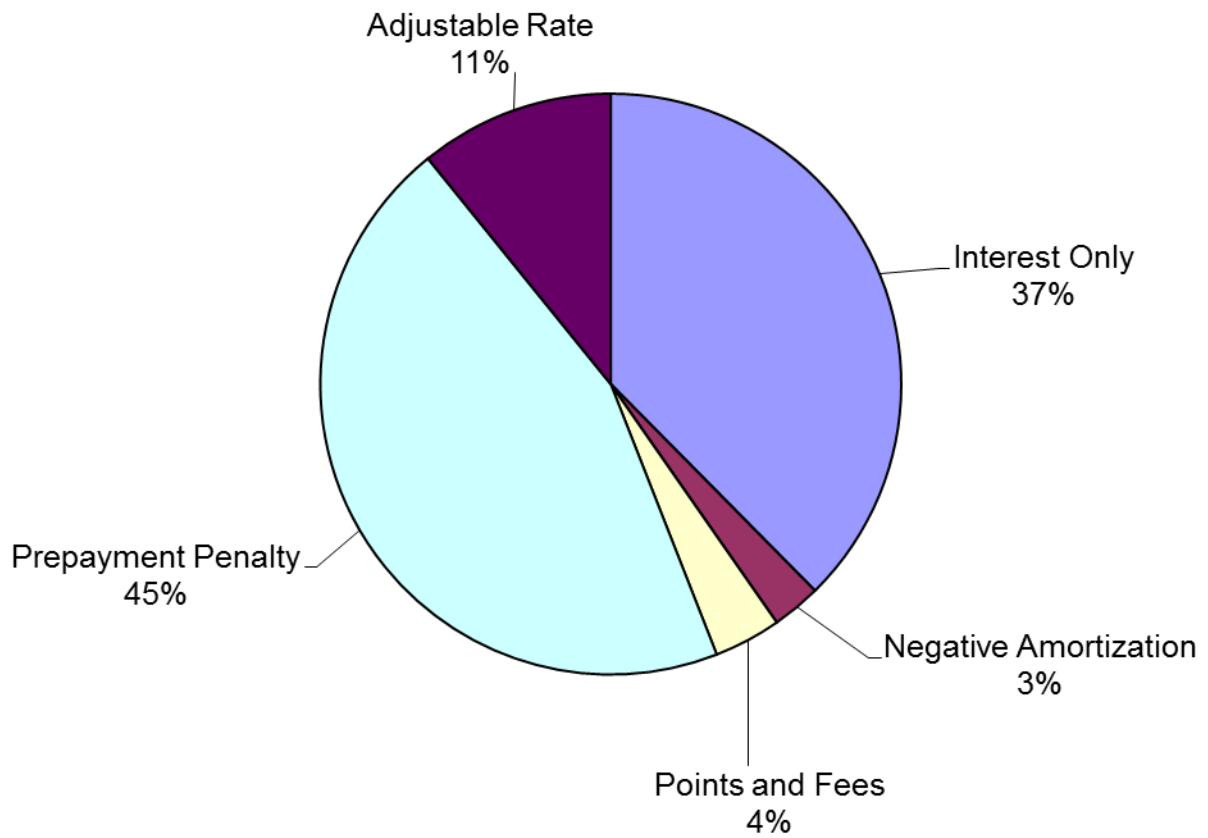
Required Data Pursuant to Act:	May 2012 Reporting Period (10/16/11 - 4/15/12)			
	Cook County	Kane County	Peoria County	Will County
Loans Registered with APLD⁵	40,307	4,471	352	6,973
Refinancing Primary Residence	23,158	2,472	234	4,424
Purchasing Primary Residence	8,496	1,177	69	1,478
First Time Homebuyers	7,462	883	30	1,158
Loans Closed in APLD	24,362	2,763	219	4,594
Borrowers Requiring Counseling	412	27	1	31
Loans Requiring Counseling⁶	264	17	1	20
Interest Only Loans	72	3	0	4
Negative Amortization Loans	8	1	0	0
Loans with Points and Fees Exceeding 5%	35	1	0	3
Loans with Prepayment Penalty	142	8	0	13
Adjustable Rate Loans	28	7	1	1
Loans Modified to Avoid Counseling	891	124	16	169
Loans Exempt from APLD	57,062	5,494	1,836	6,371

⁵ The totals may include loans that are in process or have been abandoned.

⁶ The number of loans requiring counseling is often less than the number of borrowers requiring counseling because there may be multiple borrowers per loan.

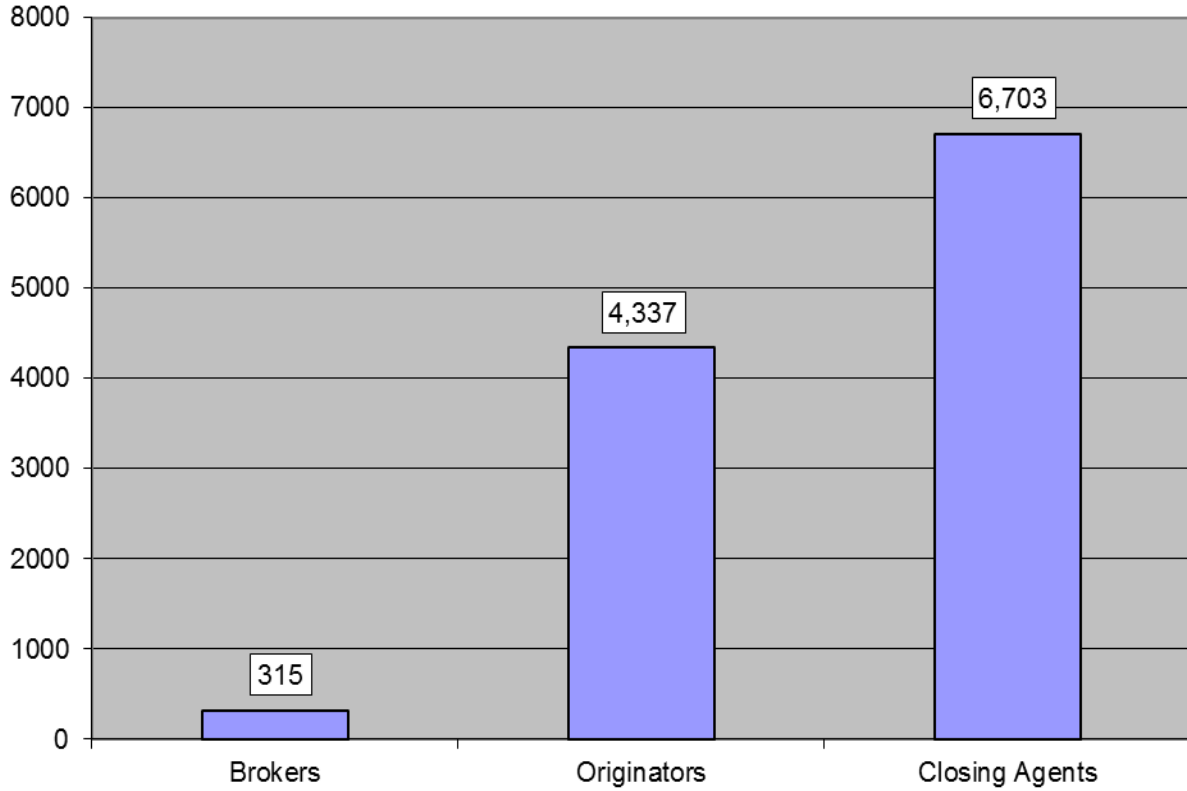
APLD Product Summary

Types of Loans Triggering the Counseling Requirement (Since program inception)



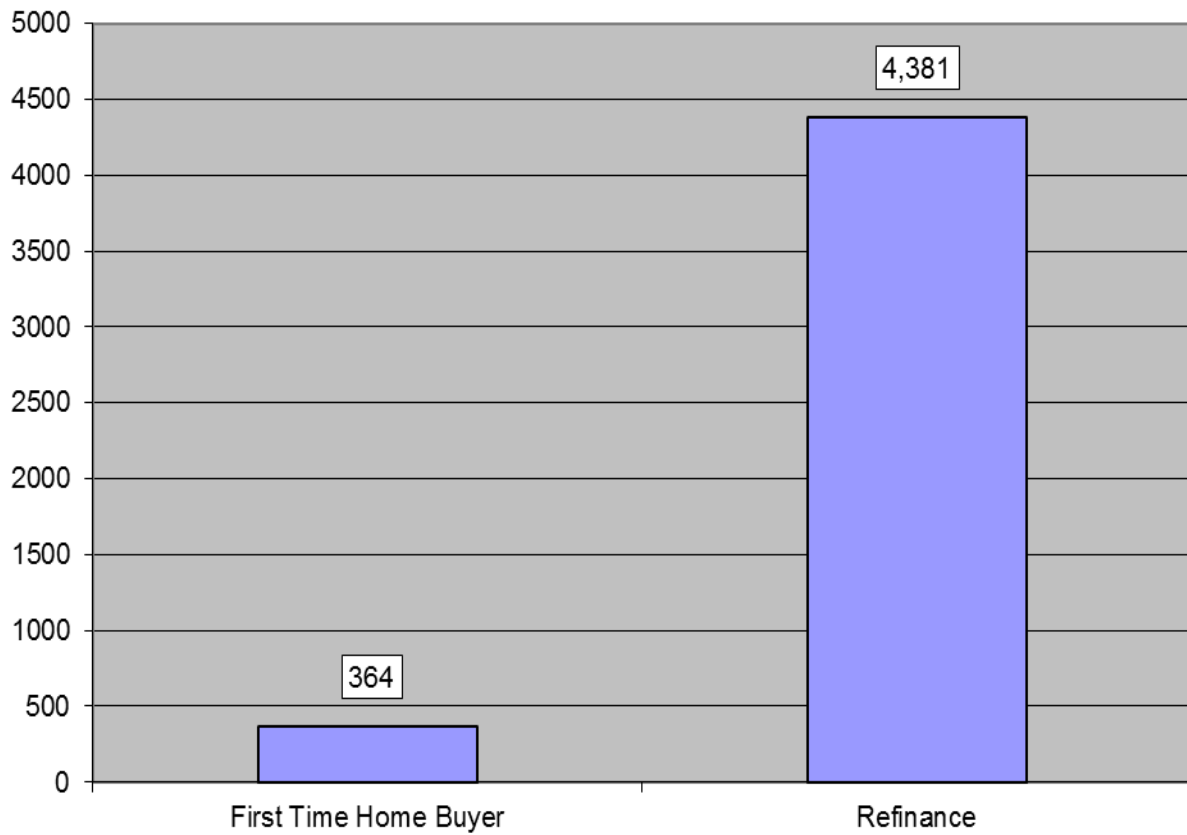
APLD User Summary

Number of Individual Brokers, Loan Originators, and Closing Agents with Access to the APLD in the Four County Program Area
(Since program inception)



APLD Loan Profile

The majority of loans requiring counseling are refinances of existing properties
(Since program inception)



Summary of Average Time to Closing

Counseling Requirement Postpones Closing by 4.4 Days on Average
(Since program inception)

