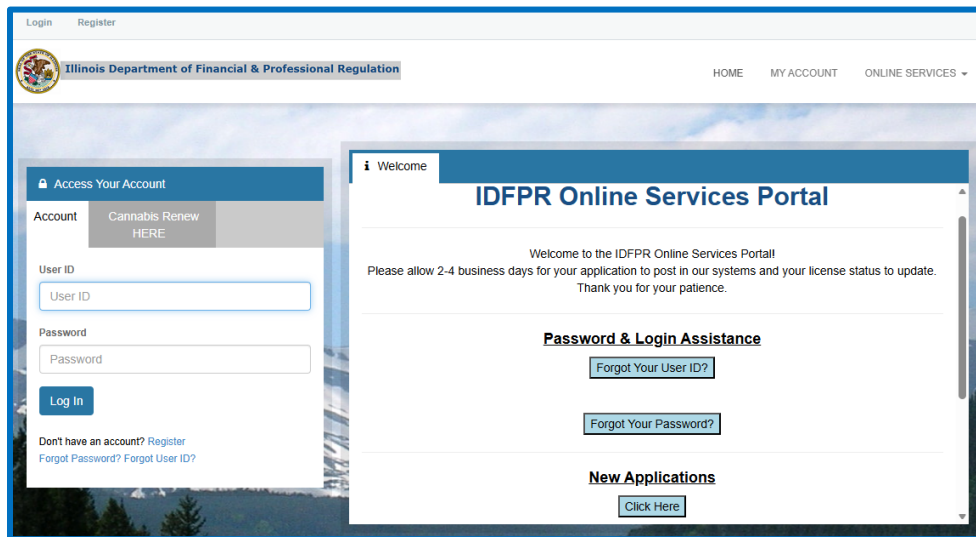




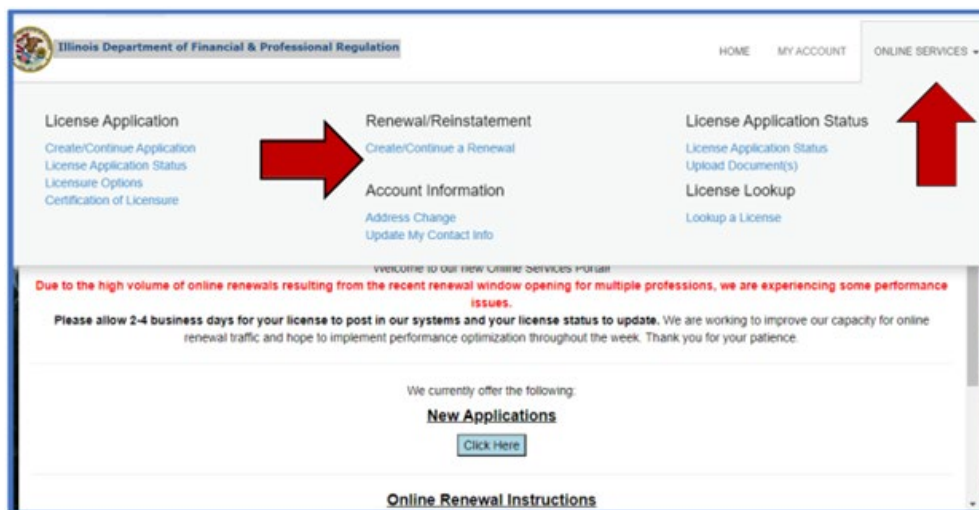
# 2026 Residential Leasing Agent Renewal Help Sheet

## How to Submit a Renewal Application for 2026

1. Log into <https://online-dfpr.micropact.com/> using your User ID and Password.\*  
*\*If you have not yet registered, you will need to do so before you can log in by clicking the "Register" link.*



2. Once logged in, click the Online Services link on the top right.
3. A drop down will appear. Click "Create/Continue a Renewal" link.

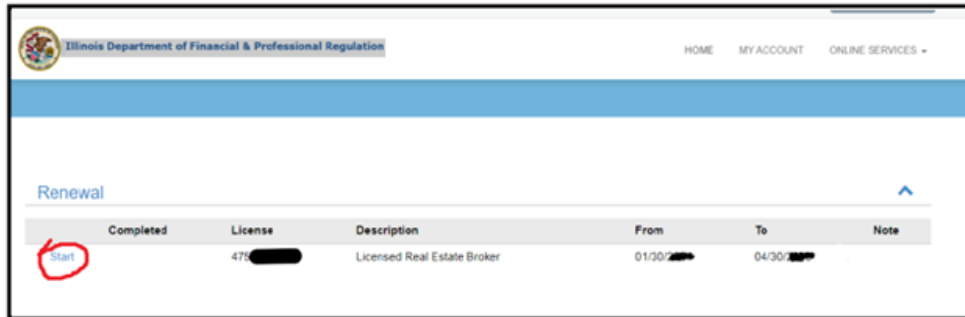




# 2026 Residential Leasing Agent Renewal Help Sheet

How to Submit a Renewal Application for 2026

4. Click "Start" next to the appropriate License Number.



5. The Renewal Application will open and will ask you to answer a few questions.\*

**\*IMPORTANT NOTE:** On question #2, only answer "Yes" if your address has moved to an address outside of the United States. If you need to update your address within the United States, answer "No" and then update via the "Edit Address" button.

2. Do you have an address change from your Credential Address below to a location outside of the United States? NOTE: if your Credential Address below already shows an address outside of the United States, then answer "No".

Yes  No

3. Enter/update your Main Address:

Attention Line  
Address Line 1 576 SHORELINE DR  
Address Line 2  
City GRAYSLAKE  
State Illinois  
Zip Code 60030  
Country LAKE  
Country  
Phone (847) 668-7533  
Cell Phone (847) 223-7533

[Edit Address](#)

-- OR --Change to an address already on file:  
576 SHORELINE DR GRAYSLAKE, IL 60030 (j) [Update](#)

6. You must answer all questions and submit the application to complete the renewal process. You may click "Close and Save" to complete the Application in the future. To start again, please click the "Restart" link.

If you have questions, please email [fpr.realestate@illinois.gov](mailto:fpr.realestate@illinois.gov)

