



# IDFPR

## Illinois Department of Financial and Professional Regulation

Division of Real Estate

**JB PRITZKER**  
Governor

**MARIO TRETO, JR.**  
Secretary

**Laurie Murphy**  
Director

Illinois Department of Financial & Professional Regulation, Division of Real Estate  
Real Estate Administration and Disciplinary Board  
OPEN Minutes

Date: July 11, 2024

Call to Order: 9:30 a.m. –Monica Gutierrez – Chairperson

Location: IDFPR - Division of Real Estate  
555 West Monroe Street 5<sup>th</sup> Floor, Conference Room 5C5  
Chicago, IL 60661  
And  
Via Interactive Video Conference  
320 West Washington Street, 2<sup>nd</sup> Floor, Conference Room 258  
Springfield, IL 62786

Board Member(s) Present: Loretta Alonzo-Deubel, Oralia Herrera, Alberta Johnson, David Levin, Carol Meinhart, Michael Oldenettel, Victoria Sampah, Norman Willoughby, Theodore Yi

Board Member(s) Absent: Valerie Acosta, Joe Castillo, Gaspar Flores Jr., Shirin Marvi, Nykea Pippion McGriff

Division Staff Present: Jeremy Reed – Deputy Director of the Division of Real Estate, Adrienne Levatino – Associate General Counsel, Nathaniel Chandler – Chief of Licensing and Education, Hector Rodriguez – Chief of Investigations, Merle Shearer – Chief of Prosecutions, Jenni Scheck- Staff Attorney, Daniel Kazlauski – Staff Attorney, Stephen Kehoe- Staff Attorney, Jennifer Rossiter Moreno – Operations Manager, Susan Sigourney – Board Liaison, Debra Malinowski – Board Liaison

Guest(s) Present: Mike Fair – Your House Academy, Rocky Esposito – AHI Real Estate, Melissa Cannata – CE Shop, Young Brockhouse – Illinois Realtors Licensing & Training, Carrie Elliott – Illinois Realtors Licensing & Training, Marilyn Glazer – Colibri RE Express, Kirk Antkiewicz – Chicago Association of Realtors, Cleo Aquino – SPIRE Real Estate Education, Sharon Halperin – Oak Park Area Association of Realtors, Rosanna Diaz – Chicago Association of Realtors, Derek Abbott, Harriet Kubicz – Mainstreet

Topic	Discussion	Action
Call to Order	Chairperson Monica Gutierrez opened the meeting.	The meeting was called to order at 9:30 am.
Approval of Open Minutes	The Board reviewed the Open Minutes from the June 13, 2024, Real Estate Administration and Disciplinary Board Meeting.	Motion made by Alonzo-Deubel seconded by Herrera to approve the Open Minutes from the June 13, 2024, meeting. Motion carried unanimously.
Public Comments	There were no public comments.	
Licensing Report	<p>The Licensing Report for activity conducted in June 2024 was presented and discussed. A copy of the report is attached to and made a part of these minutes.</p> <p>Mr. Chandler reported that the real estate residential leasing agent licenses renewal cycle will end July 31, 2024; with forty-two percent of those licensees having renewed as of July 11, 2024. Mr. Chandler mentioned that last month, the Department sent, via email, a reminder notice to licensees that have not renewed that their residential leasing agent license will expire July 31, 2024. The Department may send a final reminder notice before July 31, 2024.</p> <p>Mr. Chandler reported that Licensing is getting ready to launch the renewals for the real estate broker corporation, limited liability, partnerships, and branch office licenses that will start the first week of August 2024.</p> <p>Mr. Oldenettel asked whether the significant decrease in the number of active real estate broker licenses was due to the Department changing the status from “active” to “non-renewed.” Mr. Chandler responded that was correct; the Department did change the license status from “active” to “non-renewed” in the beginning of June. There was a follow-up question as to why the reported number of licenses that didn’t renew, which was almost twenty percent, did not mathematically correspond to the previously-reported number of licenses that did renew, which was ninety-two percent. Mr. Chandler will look into this matter.</p>	
Education Report	The 2024 Education Report through the month of June was presented and distributed. A copy of the report is attached	

Topic	Discussion	Action
	to and made a part of these minutes.	
Complaints Report	The 2024 Complaints Report through the month of June was presented and distributed. A copy of the report is attached to and made a part of these minutes.	
Audits Reports	The Audit Report for activity conducted in June 2024 was presented and distributed. A copy of the report is attached to and made a part of these minutes.	
Investigations Report	<p>The 2024 Investigations Report through the month of June was presented and distributed. A copy of the report is attached to and made a part of these minutes.</p> <p>Mr. Rodriguez mentioned that the real estate investigation caseload decreased for the second month in a row.</p>	
Prosecutions Report	The 2024 Prosecutions Report through the month of June was presented and distributed. A copy of the report is attached to and made a part of these minutes.	
Real Estate Recovery Fund Report	The Real Estate Recovery Fund Report for the 2024 Fiscal Year through June 2024 was presented and distributed.	
Formal Hearing Schedule	There are no formal hearings scheduled.	
Old Business	There was no old business discussed.	
New Business Elect Vice Chairperson	Chairperson Gutierrez opened the nominations for Vice Chairperson of the Board for fiscal year 2025.	A motion was made by Herrera and seconded by Ye to elect Loretta Alonzo-Deubel as Vice Chairperson. Motion carried.
Motion to go into Closed Session	<p>Roll Call Vote:</p> <p>Loretta Alonzo-Deubel</p> <p>Oralia Herrera, yes</p> <p>Alberta Johnson, yes</p> <p>David Levin, yes</p> <p>Carol Meinhart, yes</p>	A motion made by Herrera seconded by Johnson to go into Closed Session for purposes of reviewing Closed Minutes and for deliberations pursuant to Section 2 © (4) and (15) of the Open

Topic	Discussion	Action
	Victoria Sampah, yes Norman Willoughby, yes Theodore Yi, yes	Meetings Act at 9:42 a.m. Motion carried unanimously by roll call vote.
Closed Session	<p>The June 13, 2024 closed session minutes were reviewed by the Board.</p> <p>The Board reviewed the Consumer Complaints Review and Case File Review Committees' reports for:</p> <p><u>June 18, 2024</u></p> <ul style="list-style-type: none"> <li>2 Cases Recommended for Closure by Investigations</li> <li>2 Cases Referred to Prosecutions by Investigations</li> <li>5 Case for Closure by Prosecutions</li> <li>6 Complaints Referred to Investigations</li> <li>4 Complaint Recommended for Closure</li> </ul> <p><u>July 9, 2024</u></p> <ul style="list-style-type: none"> <li>4 Cases Recommended for Closure by Investigations</li> <li>2 Cases Referred to Prosecutions by Investigations</li> <li>2 Cases for Closure by Prosecutions</li> <li>13 Complaints Referred to Investigations</li> <li>5 Complaint Recommended for Closure</li> </ul>	
<p>Motion to go into Open Session</p> <p>Approval of June 13, 2024 Closed Minutes</p> <p>Recommendations</p>	<p>1 Case was deliberated during Closed Session.</p> <p>IDFPR v. Diego Torres/Expo Realty Group/ Empire Enterprises Inc Case #2020-08110</p>	<p>A motion was made by Herrera seconded by Alonzo-Deubel, to go into Open Session at 10:10 a.m. Motion carried unanimously.</p> <p>Motion made by Levin, seconded by Meinhart to approve the June 13, 2024 Closed Minutes. Motion carried unanimously.</p> <p>The Board recommends that the licenses of both Diego Torres and Expo Realty Group be revoked, and that a \$25,000.00 fine be imposed upon both Diego Torres and Expo Realty Group. The Board further recommends a cease and desist order and a \$25,000.00 civil penalty be imposed upon Empire</p>

Topic	Discussion	Action
<p>The Board signed 1 Findings of Facts, Conclusions of Law and Recommendations to the Director</p> <p>Orders</p> <p>June 13, 2024 Closed Minutes remain closed.</p>	<p>3 Consent and Non-Disciplinary Orders were reviewed and discussed in Closed Session.</p> <p>The Board received a report reflecting that there were 3 final actions by the Director on Consent Orders previously signed by the Board.  2024-01296 Tashara McKissack  2024-02413 Luke Drone  2024-02895 Jeremy Davis</p>	<p>Enterprises Inc.</p> <p>IDFPR v. Diego Torres/ Expo Realty Group/ Empire Enterprises Inc. Case #2020-08110</p> <p>Motion made by Willoughby seconded by Yi to ratify the actions of the Consumer Complaint Review (CCR) and Case File Review Committee (CRC) and to approve the Board's recommendations presented in Closed Session. Motion carried unanimously.</p> <p>The Board signed 3 Consent and Non-Disciplinary Orders.</p> <p>Motion made by Sampah, seconded by Herrera that minutes of the close session of the June 13, 2024 READ Board remain closed.  Motion carried unanimously.</p>
<p>Adjournment</p>	<p>The next meeting is scheduled for August 8, 2024.</p>	<p>There being no further business to conduct, a motion was made by Willoughby, seconded by Levin to adjourn at 10:50 a.m. Motion carried unanimously.</p>

**LICENSE REPORT  
CALENDAR YEAR 2024  
JULY**

Prefix	PROFESSION	SPONSOR CHG.	INITIAL LIC.	RENEWALS	ACTIVE
471	RE Managing Broker	68	33	14	14,779
473	Residential Leasing Agent	69	60	1230	3,786
475	Real Estate Broker	617	298	288	52,892
477	RE Branch Office	4	10	0	1,260
478	Real Estate Broker Corporation	3	4	2	3,127
479	Real Estate Broker Partnership	0	0	0	24
481	RE Limited Liability Firm	5	11	1	2,403
495	RE Virtual Office	0	4	0	79
515	RE Education Provider	0	0	1	70
512	RE Pre-Lic Instructor	0	2	0	283
513	RE Pre-Lic Course	0	0	7	483
563	RE CE Instructor	0	0	0	150
564	Real Estate CE Course	0	4	0	641
	<b>TOTAL</b>	<b>766</b>	<b>426</b>	<b>1,543</b>	<b>79,977</b>

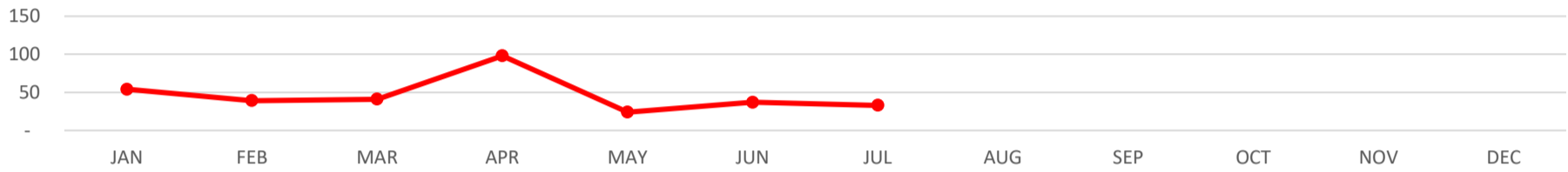
## MANAGING BROKER 2024

	JAN	FEB	MAR	APR	MAY	JUN	JUL	AUG	SEP	OCT	NOV	DEC
<b>INITIAL LIC.</b>	54	39	41	98	24	37	33					
<b>RENEWALS</b>	18	20	22	43	37	19	14					
<b>SPONSOR CHG.</b>	76	81	70	85	82	65	68					
<b>2024 TOTAL ACTIVE</b>	<b>14,383</b>	<b>14,442</b>	<b>14,510</b>	<b>14,636</b>	<b>14,689</b>	<b>14,749</b>	<b>14,779</b>					

## MANAGING BROKER 2023

	JAN	FEB	MAR	APR	MAY	JUN	JUL	AUG	SEP	OCT	NOV	DEC
<b>INITIAL LIC.</b>	5	43	42	25	37	19	27	26	29	32	21	16
<b>RENEWALS</b>	4	3,046	2,663	6,414	1,431	103	107	81	47	31	37	15
<b>SPONSOR CHG.</b>	119	131	108	87	119	71	48	70	61	72	132	86
<b>2023 TOTAL ACTIVE</b>	<b>15,498</b>	<b>15,525</b>	<b>15,564</b>	<b>15,594</b>	<b>15,639</b>	<b>15,658</b>	<b>13,988</b>	<b>14,091</b>	<b>14,172</b>	<b>14,233</b>	<b>14,281</b>	<b>14,319</b>

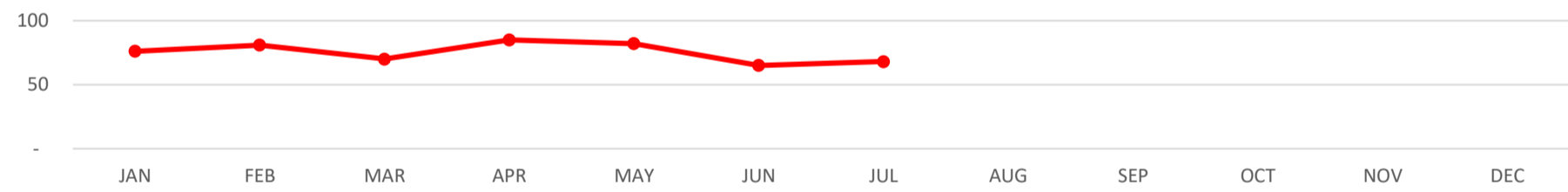
**2024 Managing Broker Initial Licenses Issued**



**2024 Managing Broker Renewals by Month**



**2024 Managing Broker Sponsor Changes by Month**



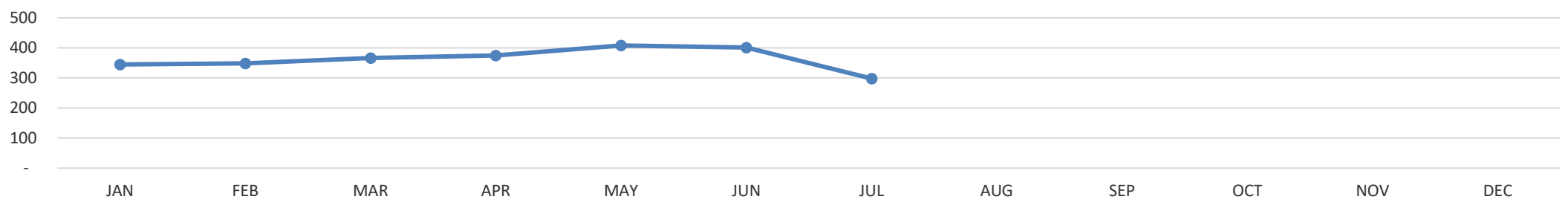
### BROKER 2024

	JAN	FEB	MAR	APR	MAY	JUN	JUL	AUG	SEP	OCT	NOV	DEC
INITIAL LIC.	345	349	366	375	408	401	298					
RENEWALS	38	8,404	8,586	29,260	2,877	362	288					
SPONSOR CHG.	945	766	892	881	616	498	617					
<b>2024 TOTAL ACTIVE</b>	<b>59,948</b>	<b>60,258</b>	<b>60,624</b>	<b>61,019</b>	<b>61,396</b>	<b>52,395</b>	<b>52,892</b>					

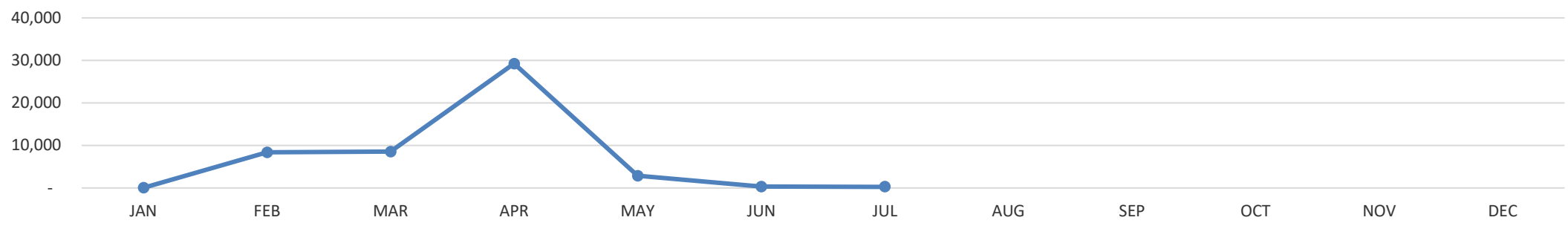
### BROKER 2023

	JAN	FEB	MAR	APR	MAY	JUN	JUL	AUG	SEP	OCT	NOV	DEC
INITIAL LIC.	332	330	529	291	408	449	290	413	313	348	308	268
RENEWALS	63	94	92	68	65	38	39	28	26	27	33	19
SPONSOR CHG.	1,093	1,083	1,035	759	1,016	633	612	673	697	855	793	808
<b>2023 TOTAL ACTIVE</b>	<b>55,551</b>	<b>55,885</b>	<b>56,478</b>	<b>56,866</b>	<b>57,311</b>	<b>57,725</b>	<b>57,999</b>	<b>58,383</b>	<b>58,682</b>	<b>59,061</b>	<b>59,344</b>	<b>59,595</b>

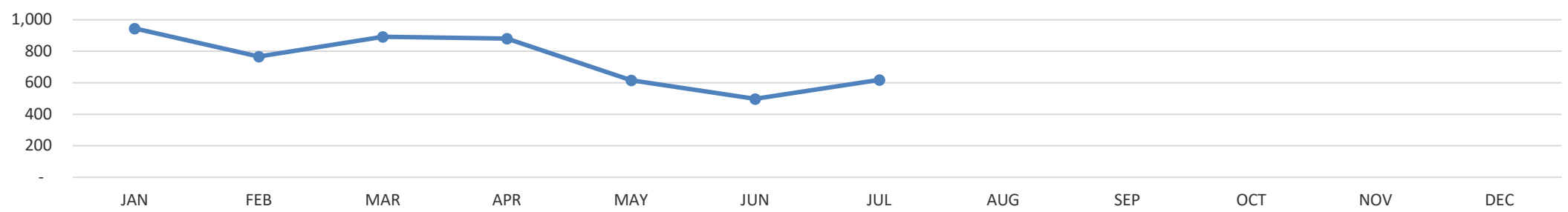
2024 Initial Broker Licenses Issued by Month



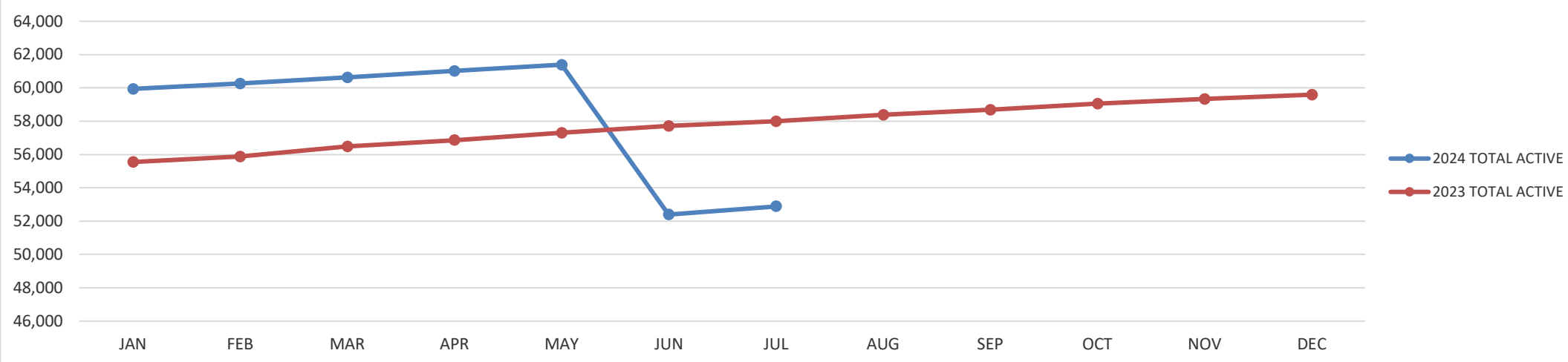
2024 Broker Renewals by Month



2024 Broker Sponsor Changes by Month



2024 v. 2023 Active Brokers by Month





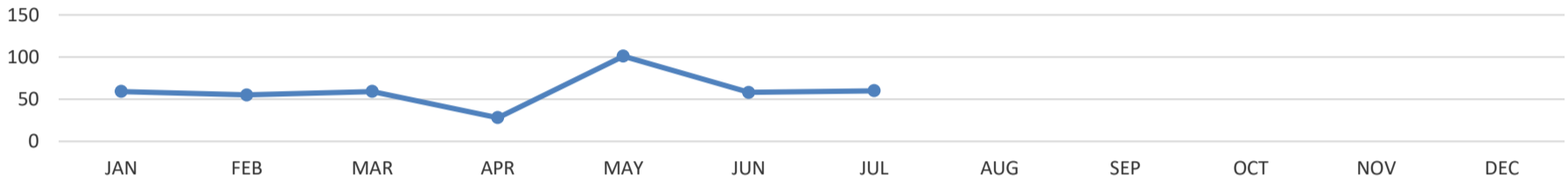
## RESIDENTIAL LEASING AGENT 2024

	JAN	FEB	MAR	APR	MAY	JUN	JUL	AUG	SEP	OCT	NOV	DEC
INITIAL LIC.	59	55	59	28	101	58	60					
RENEWALS	4	13	2	12	494	489	1230					
SPONSOR CHG.	25	32	52	40	32	40	69					
<b>2024 TOTAL ACTIVE</b>	<b>3,425</b>	<b>3,483</b>	<b>3,531</b>	<b>3,593</b>	<b>3,672</b>	<b>3,727</b>	<b>3,786</b>					

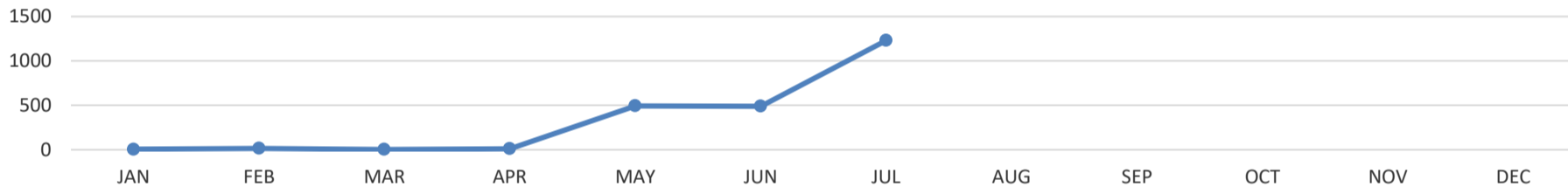
## RESIDENTIAL LEASING AGENT 2023

	JAN	FEB	MAR	APR	MAY	JUN	JUL	AUG	SEP	OCT	NOV	DEC
INITIAL LIC.	46	54	83	53	65	68	50	61	50	44	50	45
RENEWALS	24	15	18	13	16	14	11	14	10	8	5	6
SPONSOR CHG.	32	36	58	46	42	36	37	24	33	28	33	30
<b>2023 TOTAL ACTIVE</b>	<b>2,686</b>	<b>2,744</b>	<b>2,833</b>	<b>2,906</b>	<b>2,975</b>	<b>3,043</b>	<b>3,081</b>	<b>3,161</b>	<b>3,212</b>	<b>3,262</b>	<b>3,306</b>	<b>3,360</b>

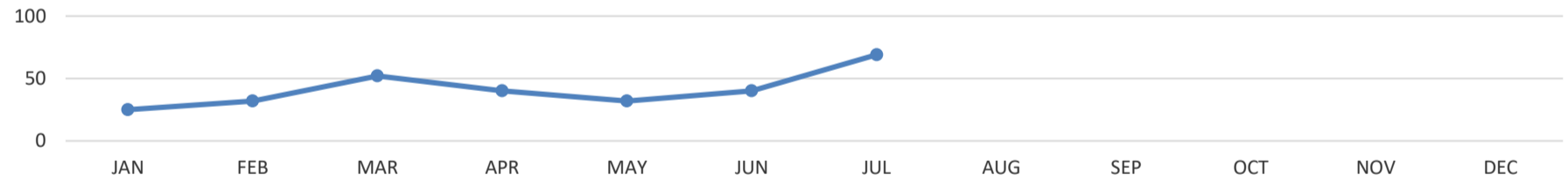
### 2024 Residential Leasing Agent Initial Licenses Issued by Month



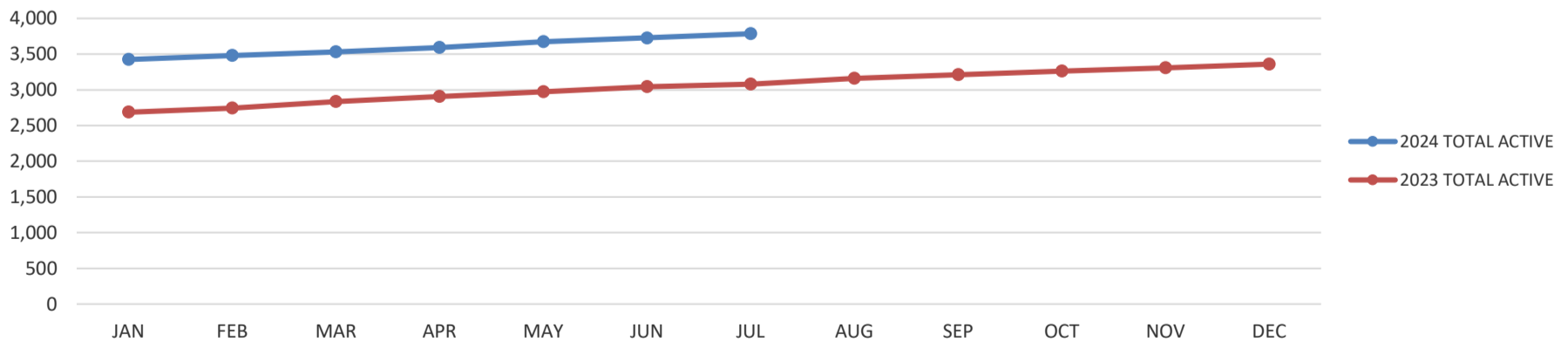
### 2024 Residential Leasing Agent Renewals by Month



### 2024 Residential Leasing Agent Sponsor Changes by Month



### 2024 v. 2023 Residential Leasing Agent Active License Count



as of...

6/30/2024

7/31/2024

License prefix	License Type	Active Licenses	Active Licenses
440	Licensed Auctioneer	237	237
441	Licensed Auctioneer	725	733
444	Licensed Auction Firm	192	193
445	Licensed Auction CE School	6	6
446	Licensed Auction CE Course	43	43
<b>Totals</b>		<b>1,203</b>	<b>1,212</b>

License prefix	License Type	Active Licenses	Active Licenses
553	Certified General Real Estate Appraiser	1,382	1,383
555	Licensed Appraiser Education Provider	17	17
556	Certified Residential Real Estate Appraiser	1,710	1,709
557	Associate Real Estate Trainee Appraiser	345	348
558	Appraisal Management Company	136	135
572	Temporary Practice Real Estate Appraiser	35	29
573	Licensed Appraiser Pre-Lic Course	101	101
575	Licensed Appraiser CE Course	381	384
<b>Totals</b>		<b>4,107</b>	<b>4,106</b>

License prefix	License Type	Active Licenses	Active Licenses
261	LICENSED COMMUNITY ASSOCIATION MANAGER	1,914	1,930
291	Community Association Managment Firm	169	170
<b>Totals</b>		<b>2,083</b>	<b>2,101</b>

License prefix	License Type	Active Licenses	Active Licenses
450	Licensed Home Inspector	1,797	1,804
451	Licensed Home Inspector Entity	191	193
452	Licensed Home Inspector Education Provider	24	24
453	Licensed Home Inspector Pre-License Course	25	25
454	Licensed Home Inspector CE Course	143	145
<b>Totals</b>		<b>2,180</b>	<b>2,191</b>

<b>Total Licenses</b>	<b>9,573</b>	<b>9,610</b>
-----------------------	--------------	--------------

2024 Real Estate Examination Pass Rates

		JAN	FEB	MAR	APR	MAY	JUN	JUL	AUG	SEP	OCT	NOV	DEC
2024 Managing Broker National	<b>First Time</b>	54%	73%	70%	69%	81%	64%	63%					
	First Time Takers	19	32	33	35	26	21	12					
	<b>Repeat</b>	58%	57%	71%	42%	59%	53%	44%					
	Repeat Takers	19	21	40	14	16	8	7					
2024 Managing Broker State	<b>First Time</b>	88%	81%	79%	77%	67%	81%	76%					
	First Time Takers	21	22	19	23	6	26	16					
	<b>Repeat</b>	100%	100%	64%	71%	92%	80%	100%					
	Repeat Takers	4	8	9	10	11	8	3					
Managing Broker Reciprocity Exam	<b>First Time</b>	67%	100%	42%	83%	100%	75%	100%					
	First Time Takers	4	4	5	10	7	3	7					
	<b>Repeat</b>	100%	0%	50%	100%	0%	100%	0%					
	Repeat Takers	2	0	1	1	0	1	0					

2024 Broker National	<b>First Time</b>	56%	59%	49%	51%	50%	51%	50%					
	First Time Takers	224	244	239	253	237	214	176					
	<b>Repeat</b>	40%	34%	32%	33%	33%	32%	34%					
	Repeat Takers	143	118	153	145	157	132	117					
2024 Broker State	<b>First Time</b>	61%	60%	57%	59%	53%	58%	50%					
	First Time Takers	159	184	189	203	163	242	217					
	<b>Repeat</b>	48%	50%	55%	45%	50%	40%	47%					
	Repeat Takers	110	117	152	110	143	134	87					
Broker Reciprocity Exam	<b>First Time</b>	83%	76%	74%	69%	64%	53%	72%					
	First Time Takers	25	25	23	27	18	20	23					
	<b>Repeat</b>	57%	67%	83%	57%	50%	44%	63%					
	Repeat Takers	4	4	5	4	5	4	5					

Leasing Agent National	<b>First Time</b>	62%	52%	54%	52%	52%	49%	42%					
	First Time Takers	40	46	37	47	46	35	35					
	<b>Repeat</b>	42%	60%	52%	46%	43%	29%	36%					
	Repeat Takers	21	38	23	26	32	21	33					

RE Instructors National	<b>First Time</b>	67%	0%	67%	100%	100%	0%	0%					
	First Time Takers	2	0	2	3	4	0	0					
	<b>Repeat</b>	0%	100%	67%	0%	100%	100%	100%					
	Repeat Takers	0	1	2	0	1	1	1					
RE Instructors State	<b>First Time</b>	100%	0%	100%	100%	100%	100%	0%					
	First Time Takers	1	0	1	2	2	1	0					
	<b>Repeat</b>	0%	0%	0%	0%	0%	0%	0%					
	Repeat Takers	0	0	0	0	0	0	0					

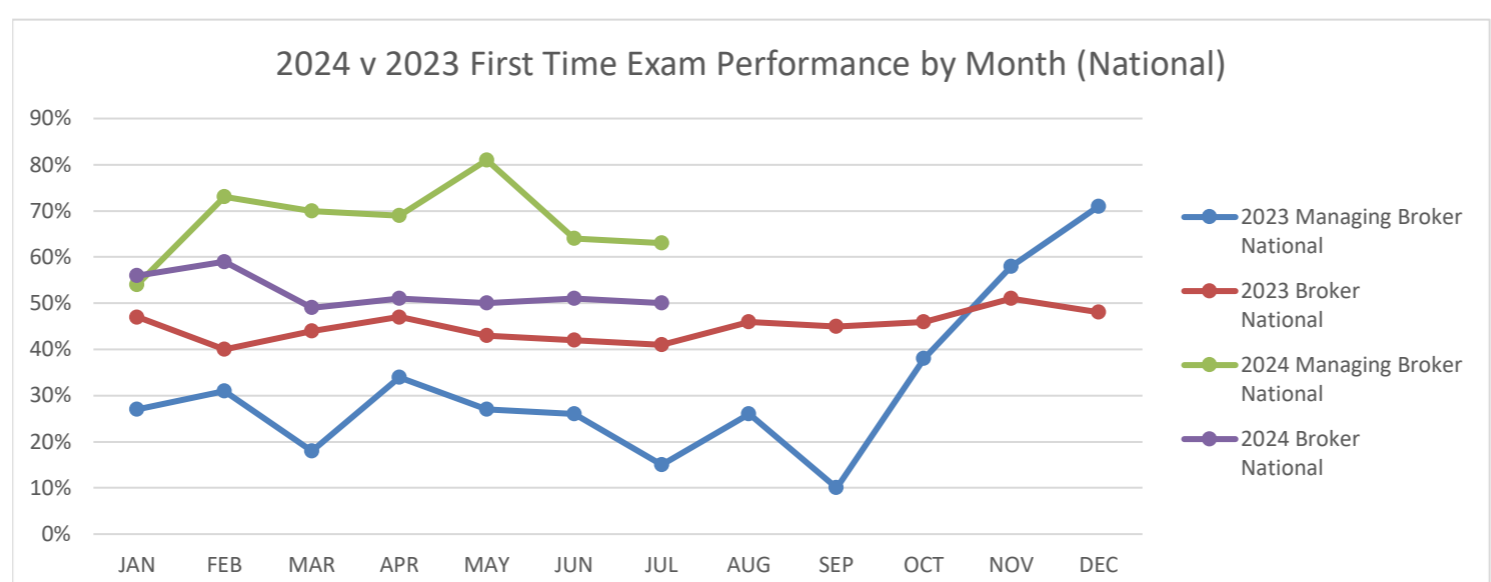
2023 Real Estate Examination Pass Rates

		JAN	FEB	MAR	APR	MAY	JUN	JUL	AUG	SEP	OCT	NOV	DEC
2023 Managing Broker National	<b>First Time</b>	27%	31%	18%	34%	27%	26%	15%	26%	10%	38%	58%	71%
	First Time Takers	37	32	40	35	43	31	27	34	29	26	25	34
	<b>Repeat</b>	28%	23%	27%	26%	33%	35%	33%	23%	31%	54%	50%	35%
	Repeat Takers	47	40	56	46	43	52	36	52	48	46	30	34
2023 Managing Broker State	<b>First Time</b>	82%	79%	68%	85%	86%	85%	76%	74%	75%	86%	73%	86%
	First Time Takers	22	19	25	20	22	13	17	19	16	14	11	22
	<b>Repeat</b>	50%	64%	70%	100%	100%	90%	80%	82%	50%	55%	86%	71%
	Repeat Takers	6	11	10	6	2	10	5	11	4	11	7	7
Managing Broker Reciprocity Exam	<b>First Time</b>	57%	100%	94%	55%	83%	100%	70%	57%	75%	100%	100%	25%
	First Time Takers	7	3	16	11	6	3	10	7	8	2	2	4
	<b>Repeat</b>	0%	0%	50%	0%	50%	0%	100%	50%	100%	0%	50%	0%
	Repeat Takers	0	0	2	2	2	0	1	2	1	0	2	2

2023 Broker National	<b>First Time</b>	47%	40%	44%	47%	43%	42%	41%	46%	45%	46%	51%	48%
	First Time Takers	522	502	581	573	582	524	464	486	430	413	383	398
	<b>Repeat</b>	32%	29%	33%	30%	30%	29%	31%	29%	31%	38%	41%	35%
	Repeat Takers	388	491	580	555	520	536	481	487	436	447	403	392
2023 Broker State	<b>First Time</b>	60%	55%	57%	56%	58%	53%	54%	59%	57%	59%	58%	55%
	First Time Takers	361	351	426	374	391	344	280	317	275	248	255	271
	<b>Repeat</b>	47%	43%	47%	52%	45%	41%	47%	47%	47%	50%	48%	49%
	Repeat Takers	223	271	285	292	271	286	251	249	244	269	223	231
Broker Reciprocity Exam	<b>First Time</b>	81%	74%	63%	75%	71%	79%	72%	71%	75%	75%	48%	65%
	First Time Takers	31	27	41	36	28	29	39	28	32	19	21	20
	<b>Repeat</b>	19%	38%	50%	75%	80%	44%	50%	50%	63%	47%	42%	67%
	Repeat Takers	16	8	10	16	5	9	8	14	8	15	12	3

Leasing Agent National	<b>First Time</b>	48%	58%	50%	56%	56%	65%	49%	50%	47%	53%	50%	62%
	First Time Takers	60	76	102	78	73	94	72	74	59	64	74	60
	<b>Repeat</b>	26%	60%	47%	44%	43%	36%	52%	43%	58%	44%	44%	35%
	Repeat Takers	61	55	62	54	57	47	50	63	38	52	57	46

RE Instructors National	<b>First Time</b>	40%	25%	29%	100%	33%	0%	25%	100%	40%	60%	50%	0%
	First Time Takers	5	4	7	1	3	2	8	1	5	5	3	0
	<b>Repeat</b>	50%	50%	33%	60%	100%	0%	29%	0%	33%	33%	60%	100%
	Repeat Takers	5	2	9	5	1	0	7	3	3	9	5	1
RE Instructors State	<b>First Time</b>	67%	75%	83%	100%	0%	100%	100%	100%	67%	80%	100%	0%
	First Time Takers	3	4	6	1	2	1	3	1	3	5	3	0
	<b>Repeat</b>	0%	100%	0%	0%	0%	50%	0%	50%	0%	33%	0%	0%
	Repeat Takers	0	1	0	0	0	2	0	2	0	3	2	0



<b>2024</b>	<b>(512) Pre-License Instructors Licensed</b>	<b>(513) Pre-License Courses Licensed</b>	<b>(563) CE Instructors Licensed</b>	<b>(564) CE Courses Licensed</b>	<b>(515) Education Providers Licensed</b>	<b>Total # of Licenses Issued</b>
January	4	2	9	8	0	23
February	2	5	3	5	0	15
March	1	9	1	17	2	30
April	4	1	1	12	0	18
May	7	0	1	9	1	18
June	3	7	0	3	1	14
July	2	0	0	4	0	6
August						0
September						0
October						0
November						0
December						0
<b>YTD Total</b>	<b>23</b>	<b>24</b>	<b>15</b>	<b>58</b>	<b>4</b>	<b>124</b>
<b>Total Active Licenses</b>	<b>283</b>	<b>483</b>	<b>150</b>	<b>641</b>	<b>70</b>	<b>Nate Chandler</b>

July 2024  
Complaint Report

Column1	New RE Complaints	New RE Complaints Assigned To Investigations	Complaints Closed At Intake Review	RE Matters Closed At CCR
January	38	11	18	9
February	65	32	27	6
March	57	33	21	3
April	49	18	17	14
May	43	16	23	4
June	42	19	14	9
July	49	17	25	7
August				
September				
October				
November				
December				
Total	343	146	145	52

**DRE EXAMINATION UNIT STATISTICAL REPORT  
FOR THE MONTH OF JULY, 2024**

**AS PREPARED FOR READ Board August, 2024**

Licenses that have not yet had an examination in the Chicago Area region are continuing to be assigned to the non-Chicago area Region examiners. In the effort to accelerate the number of examinations to be conducted, *Brokerage Verification Reports* are being emailed to these licenses. The *BVR* report allows the examiner to assess the level of activity of the licensee then complete the examination process by email or schedule an on-site examination. Examiners are also completing onsite examinations as well as working off-site examinations in the Chicago Region. Examiners are also working through a temporary internal audit special project.

The total number of initial examinations closed in JULY was 6 files.

**INITIAL EXAMINATIONS COMPLETED**

**RESOLUTION TYPE: BROKERAGE VERIFICATION REPORT – NOT PRACTICING  
TOTAL COMPLETED: 6**

An examination conducted by mail and the licensee has not performed licensed real estate activity within the past three years.

**RESOLUTION TYPE: BROKERAGE VERIFICATION REPORT – PRACTICING  
TOTAL COMPLETED: 0**

An examination conducted by mail and the licensee has performed licensed real estate activity within the past three years.

**RESOLUTION TYPE: INSPECTED – NOT PRACTICING  
TOTAL COMPLETED: 1**

An on-site examination has been conducted and the licensee has not performed licensed real estate activity within the past three years.

**RESOLUTION TYPE: INSPECTED – PRACTICING  
TOTAL COMPLETED: 0**

An on-site examination has been conducted and the licensee has performed licensed real estate activity within the past three years.

**RESOLUTION TYPE: NOT INSPECTED  
TOTAL CLOSED: 0**

This category is comprised of licenses not requiring a complete examination. This includes licenses that are out-of-state residents, deceased licenses, companies that are out of business (or license status has become "inactive") or change of sponsorship.

**RESOLUTION TYPE: REFERRED TO SUPERVISOR  
TOTAL CLOSED: 0**

This category is comprised of licenses that have either not responded to a *Brokerage Verification Report* after two attempts from the examiner or has failed to appear for the scheduled on-site examination after two attempts.

**RESOLUTION TYPE: SUPERVISOR REFERRAL TO PROSECUTION  
TOTAL CLOSED: 0**

This category is comprised of licenses that have not responded to a *Brokerage Verification Report* after three attempts from the supervisor. In these instances, the licensee has either failed to notify IDFPR of their correct address or failed to respond.

**FOLLOW-UP EXAMINATIONS COMPLETED BY EXAMINER**

Initial examinations conducted wherein violations have been found are required to show compliance. Completed in December:

**RESOLUTION TYPE: IN COMPLIANCE  
TOTAL COMPLETED: 20  
RESOLUTION TYPE: ACKNOWLEDGEMENT PAGE ONLY  
TOTAL COMPLETED: 0**

**EXAMINATIONS REFERRED TO SUPERVISOR – CLOSED**

Licenses with remaining issues after an initial examination and follow-up or licenses that are unresponsive are referred to supervisor for review and further action. Completed in September:

**RESOLUTION TYPE: ISSUES RESOLVED  
TOTAL COMPLETED: 0  
RESOLUTION TYPE: REFERRED TO SUPERVISOR  
TOTAL COMPLETED: 0  
RESOLUTION TYPE: DISCIPLINARY ACTION ON LICENSE  
TOTAL COMPLETED: 0  
RESOLUTION TYPE: Miscellaneous  
TOTAL COMPLETED: 0  
RESOLUTION TYPE: Returned to Examiner w/ Instruction:  
TOTAL COMPLETED: 0  
RESOLUTION TYPE: Referred to Prosecutions:  
TOTAL COMPLETED: 0**



July 2024  
Prosecutions Report

Column1	Pending/Open RE Cases	RE cases 2 months or less	RE Cases over 3 months	RE Cases over 6 months	RE Cases Over 9 months	RE Cases Over 12 months	RE Cases over 24 months	New RE Cases Rec'd	Complaints filed	Informal Conferences held	Formal Hearings held	RE Cases Closed	CLOSED: Admin	CLOSED: Admin Warning Letter	Closed: Order	Closed: Consent Order	CLOSED: Non-Disc Order	CLOSED: Income Tax	Motion of Rehearing Filed
January	84	24	19	21	8	8	4	15	12	0	0	16	2	4	2	3	1	3	1
February	80	24	18	12	14	8	4	15	2	0	1	19	5	0	3	6	1	4	0
March	78	35	14	9	10	7	3	25	9	2	0	27	9	0	0	15	0	3	0
April	83	45	12	9	6	9	2	24	3	1	0	19	4	0	1	4	4	6	0
May	85	59	5	6	6	7	2	27	3	2	0	25	3	0	2	8	3	9	0
June	102	52	29	7	2	10	2	31	3	0	0	14	3	1	2	3	2	3	0
July	97	36	42	4	3	9	3	14	5	1	0	19	1	2	3	1	2	10	0
August												0							
September												0							
October												0							
November												0							
December												0							
Total								151	37	6	1	139	27	7	13	40	13	38	1
												0							