



IDFPR

Illinois Department of Financial and Professional Regulation

Division of Real Estate

idfpr.illinois.gov

JB PRITZKER
Governor

MARIO TRETO, JR.
Secretary

LAURIE MURPHY
Director

Illinois Department of Financial & Professional Regulation, Division of Real Estate
Real Estate Administration and Disciplinary Board
OPEN Minutes

Date: August 8, 2024

Call to Order: 9:36 a.m. –Lorretta Alonzo-Deubel – Vice Chairperson

Location: IDFPR - Division of Real Estate
555 West Monroe Street 5th Floor, Conference Room 5C5
Chicago, IL 60661
And
Via Interactive Video Conference
320 West Washington Street, 2nd Floor, Conference Room 258
Springfield, IL 62786

Board Member(s) Present: Valerie Acosta, Loretta Alonzo-Deubel, Gaspar Flores Jr., Alberta Johnson, David Levin, Shirin Marvi, Michael Oldenettel, Victoria Sampah, Norman Willoughby, Theodore Yi

Board Member Present via WebEx: Carol Meinhart

Board Member(s) Absent: Joe Castillo, Monica Gutierrez, Oralia Herrera, Nykea Pippion McGriff

Division Staff Present: Jeremy Reed – Deputy Director of the Division of Real Estate, Adrienne Levatino – Associate General Counsel, Nathaniel Chandler – Chief of Licensing and Education, Hector Rodriguez – Chief of Investigations, Merle Shearer – Chief of Prosecutions, Jenni Scheck- Staff Attorney, Daniel Kazlauski – Staff Attorney, Stephen Kehoe- Staff Attorney, Jennifer Rossiter Moreno – Operations Manager, Susan Sigourney – Board Liaison

Guest(s) Present: Rocky Esposito – AHI Real Estate, Melissa Cannata – CE Shop, Young Brockhouse – Illinois Realtors Licensing & Training, Carrie Elliott – Illinois Realtors Licensing & Training, Marilyn Glazer – Colibri RE Express, Kirk Antkiewicz – Chicago Association of Realtors, Cleo Aquino – SPIRE Real Estate Education, Larry Toban – Real Estate Institute, Wayne Paprocki – RE Instructor, Leo Schwartz - CAR

Topic	Discussion	Action
Call to Order	Vice Chairperson Loretta Alonzo-Deubel opened the meeting.	The meeting was called to order at 9:36 am.
Approval of Open Minutes	The Board reviewed the Open Minutes from the July 11, 2024, Real Estate Administration and Disciplinary Board meeting.	Motion made by Acosta, seconded by Marvi to approve the Open Minutes from the July 11, 2024, meeting. Motion carried unanimously.
Public Comments	<p>The Guests introduced themselves.</p> <p>Wayne Paprocki observed that some States found that their real estate laws did not align with the publicly-reported terms of the NAR settlement agreement and asked whether Illinois would need to seek amendments to the Real Estate License Act. Chairperson Loretta Alonzo-Deubel responded that amendments to the Act contained in Senate Bill 3740 address the issue of written brokerage agreements.</p>	
Licensing Report	<p>The 2024 Licensing Report for activity conducted in July was presented and distributed. A copy of the report is attached to and made a part of these minutes.</p> <p>Nathaniel Chandler reported that the residential leasing agent license renewal cycle has ended; however, the online renewal is still available, which includes a late fee in addition to the renewal fee.</p> <p>Nathaniel Chandler also informed the Board that the real estate entity online renewal is available, and if licensees have any questions, they may send an email to FPR.RealEstate@illinois.gov.</p>	
Education Report	The 2024 Education Report through the month of July was presented and distributed. A copy of the report is attached to and made a part of these minutes.	
Complaints Report	The 2024 Complaints Report through the month of July was presented and distributed. A copy of the report is attached to and made a part of these minutes.	

Topic	Discussion	Action
Audits Reports	The Audits Report for activity conducted in July 2024 was presented and distributed. A copy of the report is attached to and made a part of these minutes.	
Investigations Report	The 2024 Investigations Report through the month of July was presented and distributed. A copy of the report is attached to and made a part of these minutes.	
Prosecutions Report	The 2024 Prosecutions Report through the month of July was presented and distributed. A copy of the report is attached to and made a part of these minutes.	
Real Estate Recovery Fund Report	The Real Estate Recovery Fund Report for the 2024 Fiscal Year through July 2024 was presented and distributed.	
Formal Hearing Schedule	There is a Formal Hearing Scheduled for August 9, 2024.	
Old Business	There was no Old Business discussed.	
New Business	There was no New Business discussed.	
Motion to go into Closed Session	Roll Call Vote: Valerie Acosta, yes Loretta Alonzo-Deubel, yes Gaspar Flores Jr., yes Alberta Johnson, yes David Levin, yes Shirin Marvi, yes Carol Meinhart, yes Michael Oldenettel, yes Victoria Sampah, yes Norman Willoughby, yes Theodore Yi, yes	A motion made by Yi, seconded by Flores Jr. to go into Closed Session for purposes of reviewing Closed Minutes and for deliberations pursuant to Section 2 (c) (4) and (15) of the Open Meetings Act at 9:49 a.m. Motion carried unanimously by roll call vote.
Closed Session	The July 11, 2024, closed session minutes were reviewed by the Board. The Board reviewed the Consumer Complaints Review and Case File Review Committees' reports for: <u>July 17, 2024</u>	

Topic	Discussion	Action
	<p>0 Cases Recommended for Closure by Investigations 0 Cases Referred to Prosecutions by Investigations 0 Case for Closure by Prosecutions 7 Complaints Referred to Investigations. 5 Complaint Recommended for Closure</p> <p><u>July 31, 2024</u> 2 Cases Recommended for Closure by Investigations 0 Cases Referred to Prosecutions by Investigations 2 Cases for Closure by Prosecutions 10 Complaints Referred to Investigations. 2 Complaint Recommended for Closure</p> <p>The Board deliberated on pending enforcement actions.</p>	
<p>Motion to go into Open Session</p> <p>Approval of July 11, 2024, Closed Minutes</p> <p>Ratify Actions Taken in Closed Session</p>		<p>A motion made by Flores Jr., seconded by Sampah to go into Open Session at 10:42 a.m. Motion carried unanimously.</p> <p>Motion made by Acosta, seconded by Sampah to approve the July 11, 2024, Closed Minutes. Motion carried unanimously.</p> <p>Motion made by Levin, seconded by Flores Jr., to ratify the actions of the Consumer Complaint Review (CCR) and Case File Review Committee (CRC) and to ratify the recommendations made by the Board</p>

Topic	Discussion	Action
<p>Recommendations</p> <p>The Board signed no Findings of Facts, Conclusions of Law, and Recommendations to the Director</p> <p>Orders</p> <p>July 11, 2024, Closed Minutes remain closed.</p>	<p>There were no Cases for deliberation.</p> <p>7 Consent Orders and 7 Non-Disciplinary Orders were reviewed and discussed in Closed Session.</p> <p>The Board received a report reflecting that there was 1 final action by the Director on a Consent Order previously signed by the Board. 2024-04122 Giselle Rideu</p>	<p>in Closed Session. Motion carried unanimously.</p> <p>The Board signed 7 Consent Orders and 6 Non-Disciplinary Orders. The Board did not sign one Non-Disciplinary Order.</p> <p>Motion made by Sampah, seconded by Marvi that the minutes of the closed session of the July 11, 2024, READ Board remain closed. Motion carried unanimously.</p>
<p>Adjournment</p>	<p>The next meeting is scheduled for September 12, 2024.</p>	<p>There being no further business to conduct, a motion was made by Marvi, seconded by Flores Jr., to</p>

Topic	Discussion	Action
		adjourn at 10:44 a.m. Motion carried unanimously.

**LICENSE REPORT
CALENDAR YEAR 2024
JULY**

Prefix	PROFESSION	SPONSOR CHG.	INITIAL LIC.	RENEWALS	ACTIVE
471	RE Managing Broker	68	33	14	14,779
473	Residential Leasing Agent	69	60	1230	3,786
475	Real Estate Broker	617	298	288	52,892
477	RE Branch Office	4	10	0	1,260
478	Real Estate Broker Corporation	3	4	2	3,127
479	Real Estate Broker Partnership	0	0	0	24
481	RE Limited Liability Firm	5	11	1	2,403
495	RE Virtual Office	0	4	0	79
515	RE Education Provider	0	0	1	70
512	RE Pre-Lic Instructor	0	2	0	283
513	RE Pre-Lic Course	0	0	7	483
563	RE CE Instructor	0	0	0	150
564	Real Estate CE Course	0	4	0	641
	TOTAL	766	426	1,543	79,977

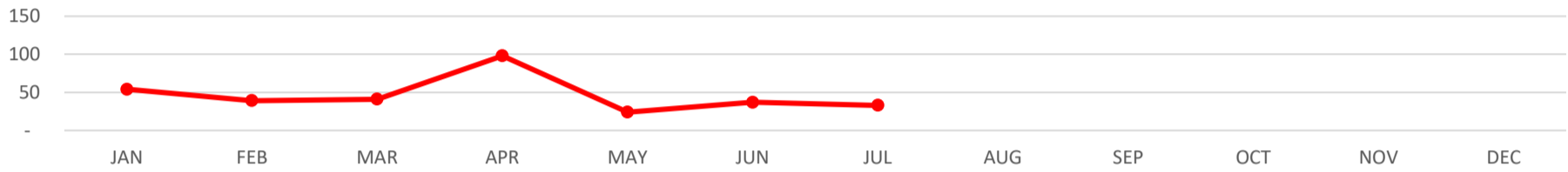
MANAGING BROKER 2024

	JAN	FEB	MAR	APR	MAY	JUN	JUL	AUG	SEP	OCT	NOV	DEC
INITIAL LIC.	54	39	41	98	24	37	33					
RENEWALS	18	20	22	43	37	19	14					
SPONSOR CHG.	76	81	70	85	82	65	68					
2024 TOTAL ACTIVE	14,383	14,442	14,510	14,636	14,689	14,749	14,779					

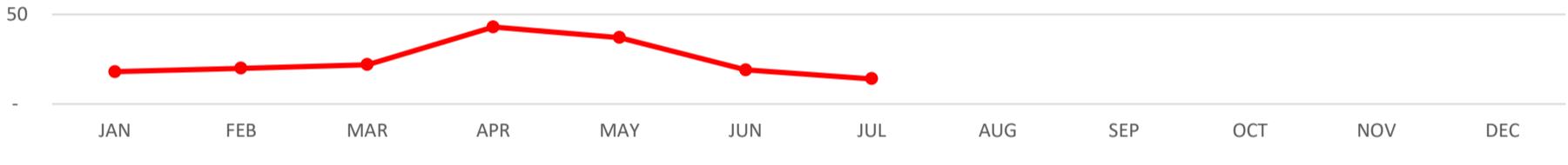
MANAGING BROKER 2023

	JAN	FEB	MAR	APR	MAY	JUN	JUL	AUG	SEP	OCT	NOV	DEC
INITIAL LIC.	5	43	42	25	37	19	27	26	29	32	21	16
RENEWALS	4	3,046	2,663	6,414	1,431	103	107	81	47	31	37	15
SPONSOR CHG.	119	131	108	87	119	71	48	70	61	72	132	86
2023 TOTAL ACTIVE	15,498	15,525	15,564	15,594	15,639	15,658	13,988	14,091	14,172	14,233	14,281	14,319

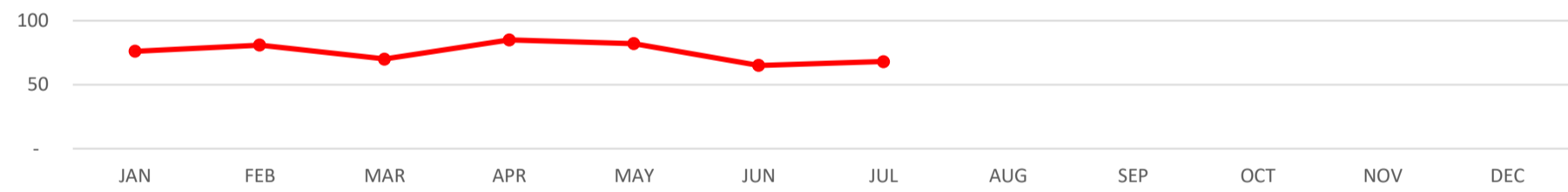
2024 Managing Broker Initial Licenses Issued



2024 Managing Broker Renewals by Month



2024 Managing Broker Sponsor Changes by Month



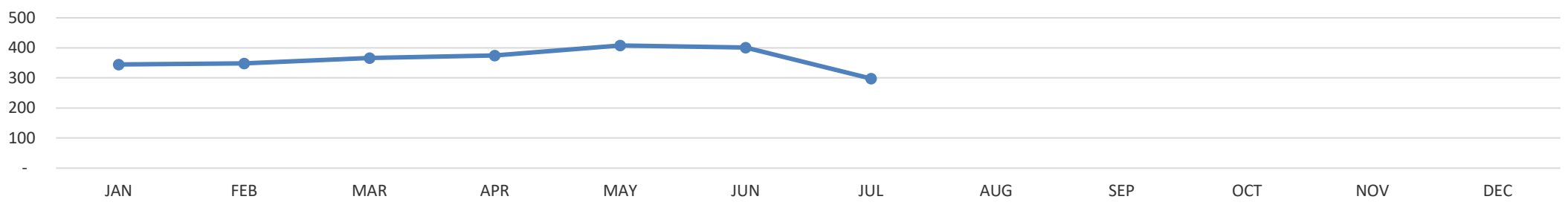
BROKER 2024

	JAN	FEB	MAR	APR	MAY	JUN	JUL	AUG	SEP	OCT	NOV	DEC
INITIAL LIC.	345	349	366	375	408	401	298					
RENEWALS	38	8,404	8,586	29,260	2,877	362	288					
SPONSOR CHG.	945	766	892	881	616	498	617					
2024 TOTAL ACTIVE	59,948	60,258	60,624	61,019	61,396	52,395	52,892					

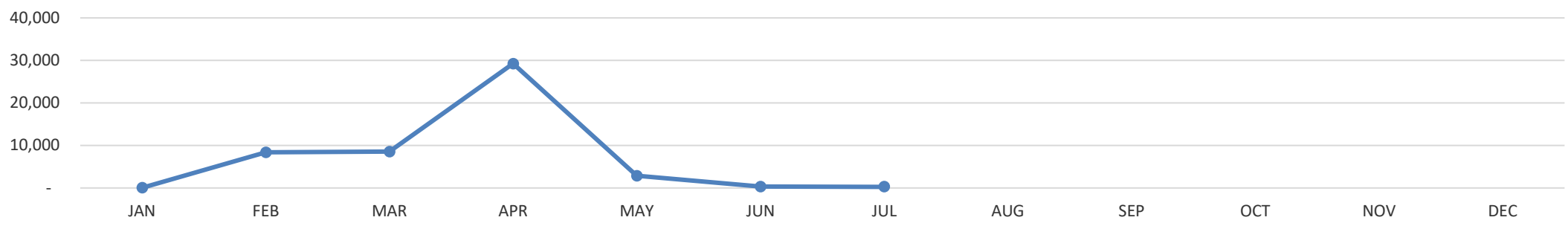
BROKER 2023

	JAN	FEB	MAR	APR	MAY	JUN	JUL	AUG	SEP	OCT	NOV	DEC
INITIAL LIC.	332	330	529	291	408	449	290	413	313	348	308	268
RENEWALS	63	94	92	68	65	38	39	28	26	27	33	19
SPONSOR CHG.	1,093	1,083	1,035	759	1,016	633	612	673	697	855	793	808
2023 TOTAL ACTIVE	55,551	55,885	56,478	56,866	57,311	57,725	57,999	58,383	58,682	59,061	59,344	59,595

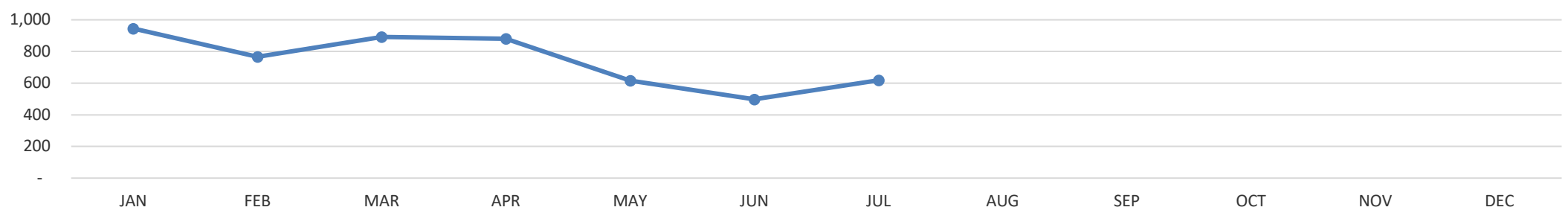
2024 Initial Broker Licenses Issued by Month



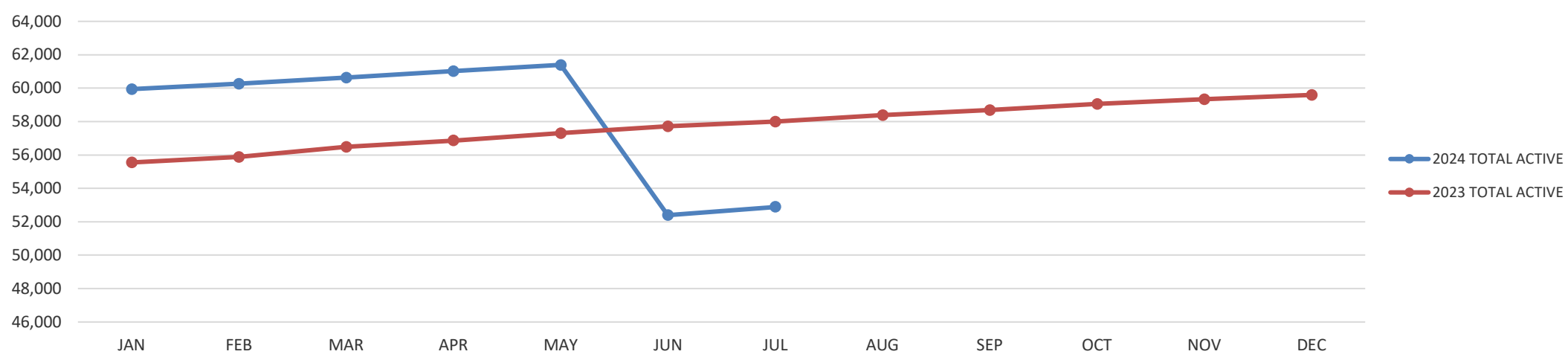
2024 Broker Renewals by Month



2024 Broker Sponsor Changes by Month



2024 v. 2023 Active Brokers by Month



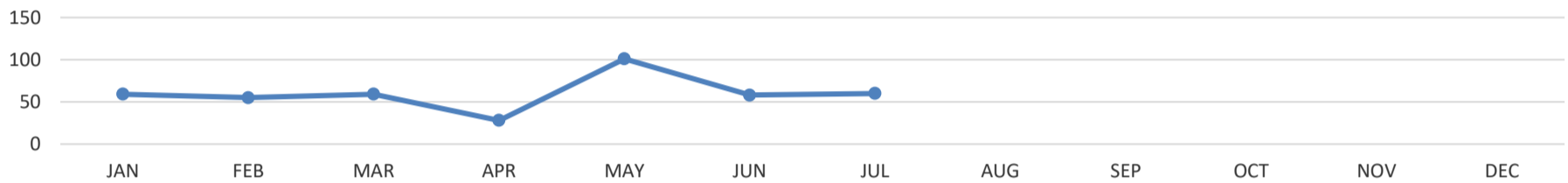
RESIDENTIAL LEASING AGENT 2024

	JAN	FEB	MAR	APR	MAY	JUN	JUL	AUG	SEP	OCT	NOV	DEC
INITIAL LIC.	59	55	59	28	101	58	60					
RENEWALS	4	13	2	12	494	489	1230					
SPONSOR CHG.	25	32	52	40	32	40	69					
2024 TOTAL ACTIVE	3,425	3,483	3,531	3,593	3,672	3,727	3,786					

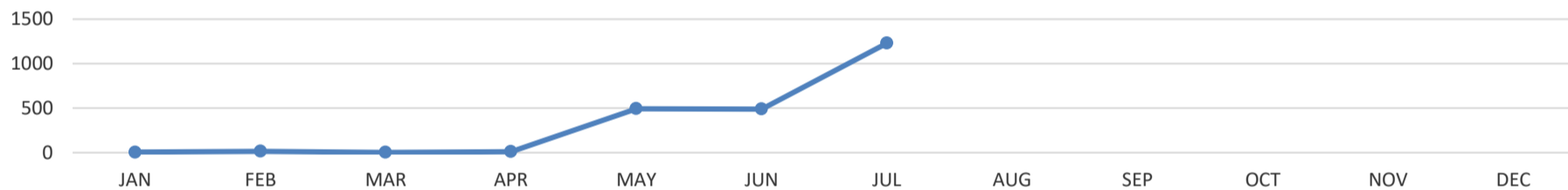
RESIDENTIAL LEASING AGENT 2023

	JAN	FEB	MAR	APR	MAY	JUN	JUL	AUG	SEP	OCT	NOV	DEC
INITIAL LIC.	46	54	83	53	65	68	50	61	50	44	50	45
RENEWALS	24	15	18	13	16	14	11	14	10	8	5	6
SPONSOR CHG.	32	36	58	46	42	36	37	24	33	28	33	30
2023 TOTAL ACTIVE	2,686	2,744	2,833	2,906	2,975	3,043	3,081	3,161	3,212	3,262	3,306	3,360

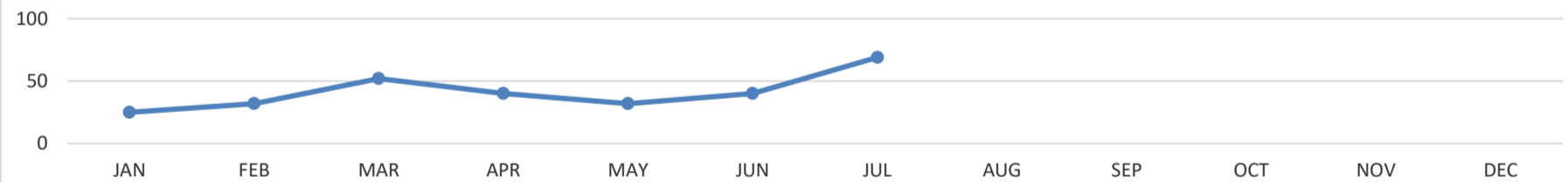
2024 Residential Leasing Agent Initial Licenses Issued by Month



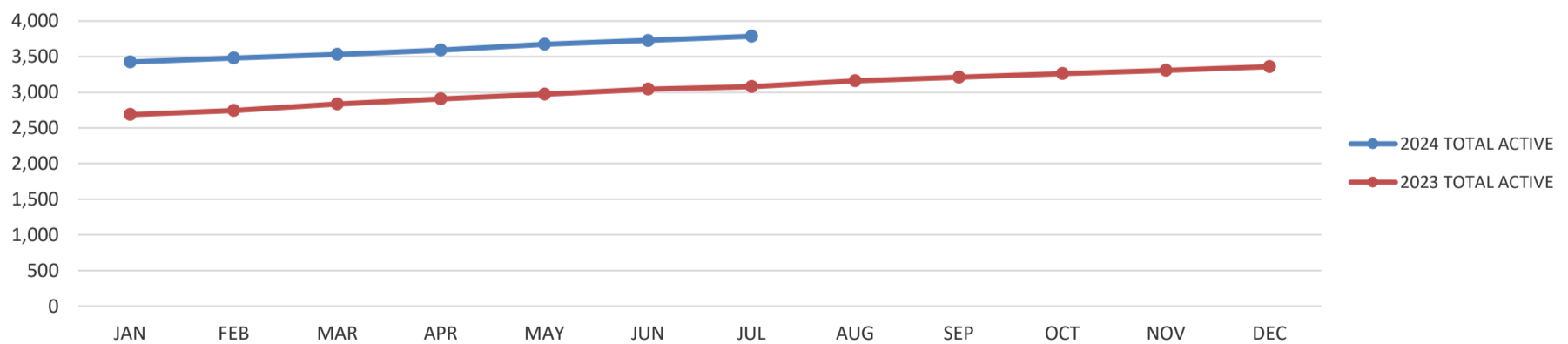
2024 Residential Leasing Agent Renewals by Month



2024 Residential Leasing Agent Sponsor Changes by Month



2024 v. 2023 Residential Leasing Agent Active License Count



as of...

6/30/2024

7/31/2024

License prefix	License Type	Active Licenses	Active Licenses
440	Licensed Auctioneer	237	237
441	Licensed Auctioneer	725	733
444	Licensed Auction Firm	192	193
445	Licensed Auction CE School	6	6
446	Licensed Auction CE Course	43	43
Totals		1,203	1,212

License prefix	License Type	Active Licenses	Active Licenses
553	Certified General Real Estate Appraiser	1,382	1,383
555	Licensed Appraiser Education Provider	17	17
556	Certified Residential Real Estate Appraiser	1,710	1,709
557	Associate Real Estate Trainee Appraiser	345	348
558	Appraisal Management Company	136	135
572	Temporary Practice Real Estate Appraiser	35	29
573	Licensed Appraiser Pre-Lic Course	101	101
575	Licensed Appraiser CE Course	381	384
Totals		4,107	4,106

License prefix	License Type	Active Licenses	Active Licenses
261	LICENSED COMMUNITY ASSOCIATION MANAGER	1,914	1,930
291	Community Association Managment Firm	169	170
Totals		2,083	2,101

License prefix	License Type	Active Licenses	Active Licenses
450	Licensed Home Inspector	1,797	1,804
451	Licensed Home Inspector Entity	191	193
452	Licensed Home Inspector Education Provider	24	24
453	Licensed Home Inspector Pre-License Course	25	25
454	Licensed Home Inspector CE Course	143	145
Totals		2,180	2,191

Total Licenses	9,573	9,610
-----------------------	--------------	--------------

2024 Real Estate Examination Pass Rates

		JAN	FEB	MAR	APR	MAY	JUN	JUL	AUG	SEP	OCT	NOV	DEC
2024 Managing Broker National	First Time	54%	73%	70%	69%	81%	64%	63%					
	First Time Takers	19	32	33	35	26	21	12					
	Repeat	58%	57%	71%	42%	59%	53%	44%					
	Repeat Takers	19	21	40	14	16	8	7					
2024 Managing Broker State	First Time	88%	81%	79%	77%	67%	81%	76%					
	First Time Takers	21	22	19	23	6	26	16					
	Repeat	100%	100%	64%	71%	92%	80%	100%					
	Repeat Takers	4	8	9	10	11	8	3					
Managing Broker Reciprocity Exam	First Time	67%	100%	42%	83%	100%	75%	100%					
	First Time Takers	4	4	5	10	7	3	7					
	Repeat	100%	0%	50%	100%	0%	100%	0%					
	Repeat Takers	2	0	1	1	0	1	0					

2024 Broker National	First Time	56%	59%	49%	51%	50%	51%	50%					
	First Time Takers	224	244	239	253	237	214	176					
	Repeat	40%	34%	32%	33%	33%	32%	34%					
	Repeat Takers	143	118	153	145	157	132	117					
2024 Broker State	First Time	61%	60%	57%	59%	53%	58%	50%					
	First Time Takers	159	184	189	203	163	242	217					
	Repeat	48%	50%	55%	45%	50%	40%	47%					
	Repeat Takers	110	117	152	110	143	134	87					
Broker Reciprocity Exam	First Time	83%	76%	74%	69%	64%	53%	72%					
	First Time Takers	25	25	23	27	18	20	23					
	Repeat	57%	67%	83%	57%	50%	44%	63%					
	Repeat Takers	4	4	5	4	5	4	5					

Leasing Agent National	First Time	62%	52%	54%	52%	52%	49%	42%					
	First Time Takers	40	46	37	47	46	35	35					
	Repeat	42%	60%	52%	46%	43%	29%	36%					
	Repeat Takers	21	38	23	26	32	21	33					

RE Instructors National	First Time	67%	0%	67%	100%	100%	0%	0%					
	First Time Takers	2	0	2	3	4	0	0					
	Repeat	0%	100%	67%	0%	100%	100%	100%					
	Repeat Takers	0	1	2	0	1	1	1					
RE Instructors State	First Time	100%	0%	100%	100%	100%	100%	0%					
	First Time Takers	1	0	1	2	2	1	0					
	Repeat	0%	0%	0%	0%	0%	0%	0%					
	Repeat Takers	0	0	0	0	0	0	0					

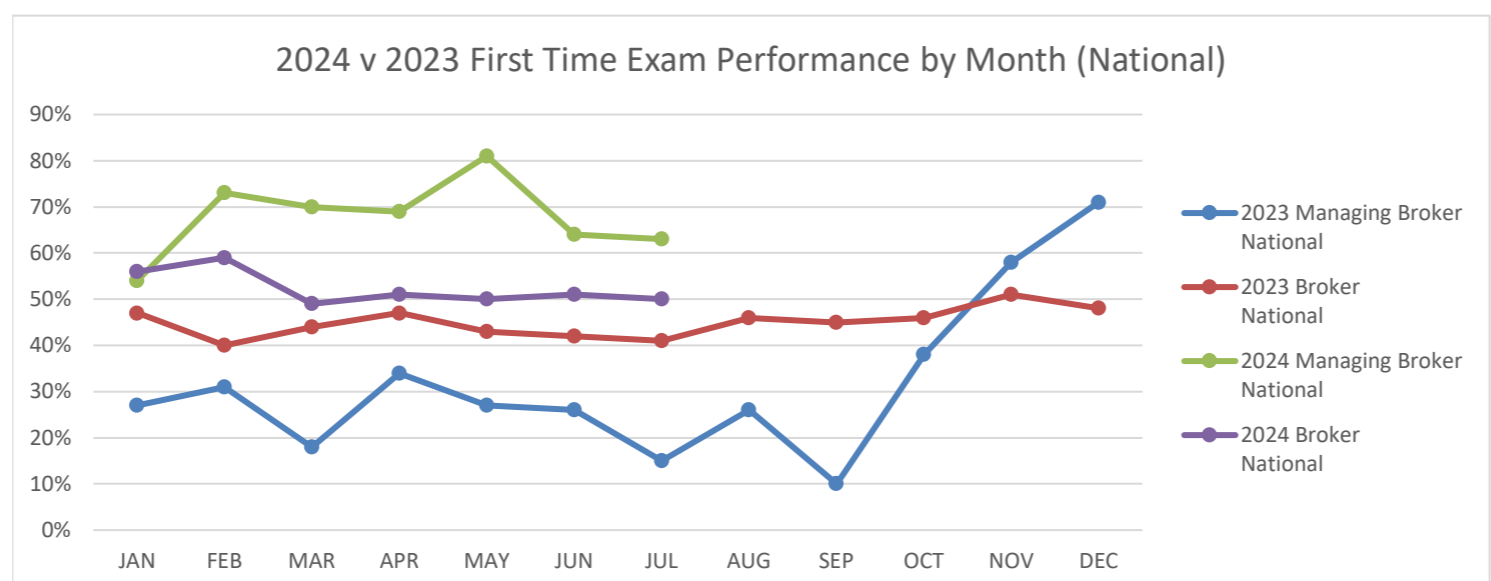
2023 Real Estate Examination Pass Rates

		JAN	FEB	MAR	APR	MAY	JUN	JUL	AUG	SEP	OCT	NOV	DEC
2023 Managing Broker National	First Time	27%	31%	18%	34%	27%	26%	15%	26%	10%	38%	58%	71%
	First Time Takers	37	32	40	35	43	31	27	34	29	26	25	34
	Repeat	28%	23%	27%	26%	33%	35%	33%	23%	31%	54%	50%	35%
	Repeat Takers	47	40	56	46	43	52	36	52	48	46	30	34
2023 Managing Broker State	First Time	82%	79%	68%	85%	86%	85%	76%	74%	75%	86%	73%	86%
	First Time Takers	22	19	25	20	22	13	17	19	16	14	11	22
	Repeat	50%	64%	70%	100%	100%	90%	80%	82%	50%	55%	86%	71%
	Repeat Takers	6	11	10	6	2	10	5	11	4	11	7	7
Managing Broker Reciprocity Exam	First Time	57%	100%	94%	55%	83%	100%	70%	57%	75%	100%	100%	25%
	First Time Takers	7	3	16	11	6	3	10	7	8	2	2	4
	Repeat	0%	0%	50%	0%	50%	0%	100%	50%	100%	0%	50%	0%
	Repeat Takers	0	0	2	2	2	0	1	2	1	0	2	2

2023 Broker National	First Time	47%	40%	44%	47%	43%	42%	41%	46%	45%	46%	51%	48%
	First Time Takers	522	502	581	573	582	524	464	486	430	413	383	398
	Repeat	32%	29%	33%	30%	30%	29%	31%	29%	31%	38%	41%	35%
	Repeat Takers	388	491	580	555	520	536	481	487	436	447	403	392
2023 Broker State	First Time	60%	55%	57%	56%	58%	53%	54%	59%	57%	59%	58%	55%
	First Time Takers	361	351	426	374	391	344	280	317	275	248	255	271
	Repeat	47%	43%	47%	52%	45%	41%	47%	47%	47%	50%	48%	49%
	Repeat Takers	223	271	285	292	271	286	251	249	244	269	223	231
Broker Reciprocity Exam	First Time	81%	74%	63%	75%	71%	79%	72%	71%	75%	75%	48%	65%
	First Time Takers	31	27	41	36	28	29	39	28	32	19	21	20
	Repeat	19%	38%	50%	75%	80%	44%	50%	50%	63%	47%	42%	67%
	Repeat Takers	16	8	10	16	5	9	8	14	8	15	12	3

Leasing Agent National	First Time	48%	58%	50%	56%	56%	65%	49%	50%	47%	53%	50%	62%
	First Time Takers	60	76	102	78	73	94	72	74	59	64	74	60
	Repeat	26%	60%	47%	44%	43%	36%	52%	43%	58%	44%	44%	35%
	Repeat Takers	61	55	62	54	57	47	50	63	38	52	57	46

RE Instructors National	First Time	40%	25%	29%	100%	33%	0%	25%	100%	40%	60%	50%	0%
	First Time Takers	5	4	7	1	3	2	8	1	5	5	3	0
	Repeat	50%	50%	33%	60%	100%	0%	29%	0%	33%	33%	60%	100%
	Repeat Takers	5	2	9	5	1	0	7	3	3	9	5	1
RE Instructors State	First Time	67%	75%	83%	100%	0%	100%	100%	100%	67%	80%	100%	0%
	First Time Takers	3	4	6	1	2	1	3	1	3	5	3	0
	Repeat	0%	100%	0%	0%	0%	50%	0%	50%	0%	33%	0%	0%
	Repeat Takers	0	1	0	0	0	2	0	2	0	3	2	0



2024	(512) Pre-License Instructors Licensed	(513) Pre-License Courses Licensed	(563) CE Instructors Licensed	(564) CE Courses Licensed	(515) Education Providers Licensed	Total # of Licenses Issued
January	4	2	9	8	0	23
February	2	5	3	5	0	15
March	1	9	1	17	2	30
April	4	1	1	12	0	18
May	7	0	1	9	1	18
June	3	7	0	3	1	14
July	2	0	0	4	0	6
August						0
September						0
October						0
November						0
December						0
YTD Total	23	24	15	58	4	124
Total Active Licenses	283	483	150	641	70	Nate Chandler

July 2024
Complaint Report

Column1	New RE Complaints	New RE Complaints Assigned To Investigations	Complaints Closed At Intake Review	RE Matters Closed At CCR
January	38	11	18	9
February	65	32	27	6
March	57	33	21	3
April	49	18	17	14
May	43	16	23	4
June	42	19	14	9
July	49	17	25	7
August				
September				
October				
November				
December				
Total	343	146	145	52

**DRE EXAMINATION UNIT STATISTICAL REPORT
FOR THE MONTH OF JULY, 2024**

AS PREPARED FOR READ Board August, 2024

Licenses that have not yet had an examination in the Chicago Area region are continuing to be assigned to the non-Chicago area Region examiners. In the effort to accelerate the number of examinations to be conducted, *Brokerage Verification Reports* are being emailed to these licenses. The *BVR* report allows the examiner to assess the level of activity of the licensee then complete the examination process by email or schedule an on-site examination. Examiners are also completing onsite examinations as well as working off-site examinations in the Chicago Region. Examiners are also working through a temporary internal audit special project.

The total number of initial examinations closed in JULY was 6 files.

INITIAL EXAMINATIONS COMPLETED

**RESOLUTION TYPE: BROKERAGE VERIFICATION REPORT – NOT PRACTICING
TOTAL COMPLETED: 6**

An examination conducted by mail and the licensee has not performed licensed real estate activity within the past three years.

**RESOLUTION TYPE: BROKERAGE VERIFICATION REPORT – PRACTICING
TOTAL COMPLETED: 0**

An examination conducted by mail and the licensee has performed licensed real estate activity within the past three years.

**RESOLUTION TYPE: INSPECTED – NOT PRACTICING
TOTAL COMPLETED: 1**

An on-site examination has been conducted and the licensee has not performed licensed real estate activity within the past three years.

**RESOLUTION TYPE: INSPECTED – PRACTICING
TOTAL COMPLETED: 0**

An on-site examination has been conducted and the licensee has performed licensed real estate activity within the past three years.

**RESOLUTION TYPE: NOT INSPECTED
TOTAL CLOSED: 0**

This category is comprised of licenses not requiring a complete examination. This includes licenses that are out-of-state residents, deceased licenses, companies that are out of business (or license status has become "inactive") or change of sponsorship.

**RESOLUTION TYPE: REFERRED TO SUPERVISOR
TOTAL CLOSED: 0**

This category is comprised of licenses that have either not responded to a *Brokerage Verification Report* after two attempts from the examiner or has failed to appear for the scheduled on-site examination after two attempts.

**RESOLUTION TYPE: SUPERVISOR REFERRAL TO PROSECUTION
TOTAL CLOSED: 0**

This category is comprised of licenses that have not responded to a *Brokerage Verification Report* after three attempts from the supervisor. In these instances, the licensee has either failed to notify IDFPR of their correct address or failed to respond.

FOLLOW-UP EXAMINATIONS COMPLETED BY EXAMINER

Initial examinations conducted wherein violations have been found are required to show compliance. Completed in December:

**RESOLUTION TYPE: IN COMPLIANCE
TOTAL COMPLETED: 20
RESOLUTION TYPE: ACKNOWLEDGEMENT PAGE ONLY
TOTAL COMPLETED: 0**

EXAMINATIONS REFERRED TO SUPERVISOR – CLOSED

Licenses with remaining issues after an initial examination and follow-up or licenses that are unresponsive are referred to supervisor for review and further action. Completed in September:

**RESOLUTION TYPE: ISSUES RESOLVED
TOTAL COMPLETED: 0
RESOLUTION TYPE: REFERRED TO SUPERVISOR
TOTAL COMPLETED: 0
RESOLUTION TYPE: DISCIPLINARY ACTION ON LICENSE
TOTAL COMPLETED: 0
RESOLUTION TYPE: Miscellaneous
TOTAL COMPLETED: 0
RESOLUTION TYPE: Returned to Examiner w/ Instruction:
TOTAL COMPLETED: 0
RESOLUTION TYPE: Referred to Prosecutions:
TOTAL COMPLETED: 0**

July 2024
Prosecutions Report

Column1	Pending/Open RE Cases	RE cases 2 months or less	RE Cases over 3 months	RE Cases over 6 months	RE Cases Over 9 months	RE Cases Over 12 months	RE Cases over 24 months	New RE Cases Rec'd	Complaints filed	Informal Conferences held	Formal Hearings held	RE Cases Closed	CLOSED: Admin	CLOSED: Admin Warning Letter	Closed: Order	Closed: Consent Order	CLOSED: Non-Disc Order	CLOSED: Income Tax	Motion of Rehearing Filed
January	84	24	19	21	8	8	4	15	12	0	0	16	2	4	2	3	1	3	1
February	80	24	18	12	14	8	4	15	2	0	1	19	5	0	3	6	1	4	0
March	78	35	14	9	10	7	3	25	9	2	0	27	9	0	0	15	0	3	0
April	83	45	12	9	6	9	2	24	3	1	0	19	4	0	1	4	4	6	0
May	85	59	5	6	6	7	2	27	3	2	0	25	3	0	2	8	3	9	0
June	102	52	29	7	2	10	2	31	3	0	0	14	3	1	2	3	2	3	0
July	97	36	42	4	3	9	3	14	5	1	0	19	1	2	3	1	2	10	0
August												0							
September												0							
October												0							
November												0							
December												0							
Total								151	37	6	1	139	27	7	13	40	13	38	1
												0							