



IDFPR

Illinois Department of Financial and Professional Regulation

Division of Real Estate

idfpr.illinois.gov

JB PRITZKER
Governor

MARIO TRETO, JR.
Secretary

LAURIE MURPHY
Director

Illinois Department of Financial & Professional Regulation, Division of Real Estate
Real Estate Administration and Disciplinary Board
OPEN Minutes

Date: September 12, 2024

Call to Order: 9:45 a.m. –Lorretta Alonzo-Deubel – Vice Chairperson

Location: IDFPR - Division of Real Estate
555 West Monroe Street 5th Floor, Conference Room 5C5
Chicago, IL 60661
And
Via Interactive Video Conference
320 West Washington Street, 2nd Floor, Conference Room 258
Springfield, IL 62786

Board Member(s) Present: Loretta Alonzo-Deubel, Gaspar Flores Jr., Alberta Johnson, David Levin, Shirin Marvi, Michael Oldenettel, Victoria Sampah, Norman Willoughby, Theodore Yi

Board Member(s) Absent: Valerie Acosta, Joe Castillo, Carol Meinhart, Oralia Herrera, Nykea Pippion McGriff

Division Staff Present: Laurie Murphy – Director of the Division of Real Estate, Jeremy Reed – Deputy Director of the Division of Real Estate, Adrienne Levatino – Associate General Counsel, Nathaniel Chandler – Chief of Licensing and Education, Hector Rodriguez – Chief of Investigations, Merle Shearer – Chief of Prosecutions, Jenni Scheck- Staff Attorney, Daniel Kazlauski – Staff Attorney, Stephen Kehoe- Staff Attorney, Jennifer Rossiter Moreno – Operations Manager, Debra Malinowski – Board Liaison, Susan Sigourney – Board Liaison

Guest(s) Present: Mike Fair – Your House Academy, Rocky Esposito – AHI Real Estate, Melissa Cannata – CE Shop, Carrie Elliott – Illinois Realtors Licensing & Training, Marilyn Glazer – Colibri RE Express, Derek Abbott, Cleo Aquino – SPIRE Real Estate Education, Larry Toban – Real Estate Institute, Wayne Paprocki – RE Instructor, Alyce Fisher – Instructor

Topic	Discussion	Action
Call to Order	<p>Vice Chairperson Loretta Alonzo-Deubel opened the meeting.</p> <p>Laurie Murphy, Director of the Division of Real Estate, informed the Board that Monica Gutierrez is no longer with the Department.</p> <p>Director Murphy also reported that there will no longer be a Recovery Fund report in the Board report. Director Murphy explained that changes were made to the Real Estate License Act of 2000 that were approved by the Governor, and signed on August 8, 2024, which will help the Division’s overall budgeting. Director Murphy further explained that funds will be deposited into the Real Estate License Administration Fund and the Recovery Fund will maintain a minimum balance of \$1,000,000 for restitution.</p>	The meeting was called to order at 9:45 am.
Approval of Open Minutes	The Board reviewed the Open Minutes from the August 8, 2024, Real Estate Administration and Disciplinary Board meeting.	Motion made by Yi, seconded by Levin to approve the Open Minutes from the August 8, 2024, meeting. Motion carried unanimously.
Public Comments	Members of the public introduced themselves. There were no public comments.	
Licensing Report	<p>The 2024 Licensing Report for activity conducted in August was presented and distributed. A copy of the report is attached to and made a part of these minutes.</p> <p>Nathaniel Chandler reported that the residential leasing agent license online renewal was closed last week; however, the online paper renewal is still available on our website with an ePay option for submitting the renewal payment.</p> <p>Nathaniel Chandler also informed the Board that the real estate entity renewal, which includes corporations, partnerships, limited liability companies, virtual offices, and branch offices, is ongoing at this time with about 30% of entity licenses have renewed. Nathaniel Chandler informed the Board that the renewal deadline is October 31, 2024.</p> <p>Nathaniel Chandler explained the email notifications of pending</p>	

Topic	Discussion	Action
	transfer requests is working once again, which means designated managing brokers and agents are receiving email notifications when an agent requests to transfer to another firm or receives an invite from a sponsoring broker to join a firm, etc.	
Education Report	The 2024 Education Report through the month of August was presented and distributed. A copy of the report is attached to and made a part of these minutes.	
Complaints Report	The 2024 Complaints Report through the month of August was presented and distributed. A copy of the report is attached to and made a part of these minutes.	
Audits Reports	The Audits Report for activity conducted in August 2024 was presented and distributed. A copy of the report is attached to and made a part of these minutes.	
Investigations Report	<p>The 2024 Investigations Report through the month of August was presented and distributed. A copy of the report is attached to and made a part of these minutes.</p> <p>Alberta Johnson asked if cases are referred to other agencies if the complaint appears to come within another jurisdiction; Hector Rodriguez explained that we can refer a complainant to another appropriate agency.</p> <p>Shirin Marvi asked how many Investigators the Division has on staff at this time. Hector Rodriguez explained that the Division of Real Estate has seven investigators: two in Springfield, four in Chicago, and one in Des Plaines.</p>	
Prosecutions Report	The 2024 Prosecutions Report through the month of August was presented and distributed. A copy of the report is attached to and made a part of these minutes.	
Formal Hearing Schedule	There are no Formal Hearings Scheduled at this time.	
Old Business	There was no Old Business discussed.	
New Business	Debra Malinowski informed the Board that the proposed 2025 schedule for Board meetings, CCR and CRC dates, and informal conference have been uploaded to SharePoint in the New Business folder and asked the Board to review this schedule prior to the next READ Board meeting.	

Topic	Discussion	Action
Motion to go into Closed Session	Roll Call Vote: Loretta Alonzo-Deubel, yes Gaspar Flores Jr., yes Alberta Johnson, yes David Levin, yes Shirin Marvi, yes Michael Oldenettel, yes Victoria Sampah, yes Norman Willoughby, yes Theodore Yi, yes	A motion made by Marvi, seconded by Willoughby to go into Closed Session for purposes of reviewing Closed Minutes and for deliberations pursuant to Section 2 (c) (4) and (15) of the Open Meetings Act at 10:05 a.m. Motion carried unanimously by roll call vote.
Closed Session	The August 8, 2024, closed session minutes were reviewed by the Board. The Board reviewed the Consumer Complaints Review and Case File Review Committees' reports for: <u>August 14, 2024</u> 0 Cases Recommended for Closure by Investigations 6 Cases Referred to Prosecutions by Investigations 1 Case for Closure by Prosecutions 7 Complaints Referred to Investigations. 1 Complaint Recommended for Closure <u>September 4, 2024</u> 10 Cases Recommended for Closure by Investigations 3 Cases Referred to Prosecutions by Investigations 4 Cases for Closure by Prosecutions 14 Complaints Referred to Investigations. 5 Complaint Recommended for Closure The Board deliberated on pending enforcement actions.	Joe Castillo recused himself from Case#2024-6872.
Motion to go into Open Session		A motion made by Flores Jr., seconded by Yi to go into Open Session at 11:03 a.m. Motion carried unanimously.

Topic	Discussion	Action
Approval of August 8, 2024, Closed Minutes		Motion made by Flores Jr., seconded by Levin to approve the August 8, 2024, Closed Minutes. Motion carried unanimously.
Ratify Actions Taken in Closed Session		Motion made by Flores Jr., seconded by Johnson to ratify the actions of the Consumer Complaint Review (CCR) and Case File Review Committee (CRC) and to ratify the recommendations made by the Board in Closed Session. Joe Castillo recused himself from Case#2024-6872. Motion carried unanimously.
Recommendations	<p>There were two Cases for deliberation.</p> <p>IDFPR v. Osama Osman Case#2024-00519</p> <p>IDFPR v. Cheryl Ruzich Case#2020-00500</p>	<p>The Board recommends indefinite suspension with a minimum of 6 months and a \$2,500 fine be imposed upon the license of Osama Osman.</p> <p>The Board recommends</p>

Topic	Discussion	Action
<p>The Board signed two Findings of Facts, Conclusions of Law, and Recommendations to the Director</p> <p>Orders</p> <p>August 8, 2024, Closed Minutes remain closed.</p>	<p>3 Consent Orders and 1 Non-Disciplinary Order were reviewed and discussed in Closed Session.</p> <p>The Board received a report reflecting that there were 7 final actions by the Director on Consent Orders previously signed by the Board.</p> <p>2013-05364 Chris Womack 2021-02149 Amanda Zachman/MV Realty of Illinois LLC 2021-02244 St. Louis Real Estate Advisors 2024-00226 Shanee Easter 2024-05287 Lonnie Thomas/Throop Street Capital 2024-05338 Thabit Saleem 2024-06249 Randolph Alcorn</p>	<p>revocation with a \$2,500 fine be imposed on the license of Cheryl Ruzich.</p> <p>IDFPR v. Osama Osman Case#2024-00519 IDFPR v. Cheryl Ruzich Case#2020-00500</p> <p>The Board signed 1 Non-Disciplinary Order. The Board did not sign three Consent Orders.</p> <p>Motion made by Marvi, seconded by Flores Jr. that the minutes of the closed session of the August 8, 2024, READ Board remain closed. Motion carried unanimously.</p>

Topic	Discussion	Action
Adjournment	The next meeting is scheduled for October 10, 2024.	There being no further business to conduct, a motion was made by Marvi, seconded by Flores Jr., to adjourn at 11:06 a.m. Motion carried unanimously.

LICENSE REPORT
CALENDAR YEAR 2024
AUGUST

Prefix	PROFESSION	SPONSOR CHG.	INITIAL LIC.	RENEWALS	ACTIVE
471	RE Managing Broker	91	21	14	14,814
473	Residential Leasing Agent	42	67	133	3,856
475	Real Estate Broker	687	302	196	53,426
477	RE Branch Office	7	14	410	1,261
478	Real Estate Broker Corporation	5	6	877	3,134
479	Real Estate Broker Partnership	1	0	7	24
481	RE Limited Liability Firm	7	13	616	2,414
495	RE Virtual Office	0	7	17	86
515	RE Education Provider	0	0	0	70
512	RE Pre-Lic Instructor	0	2	0	283
513	RE Pre-Lic Course	0	0	0	483
563	RE CE Instructor	0	0	0	151
564	Real Estate CE Course	0	10	0	652
	TOTAL	840	442	2,270	80,654

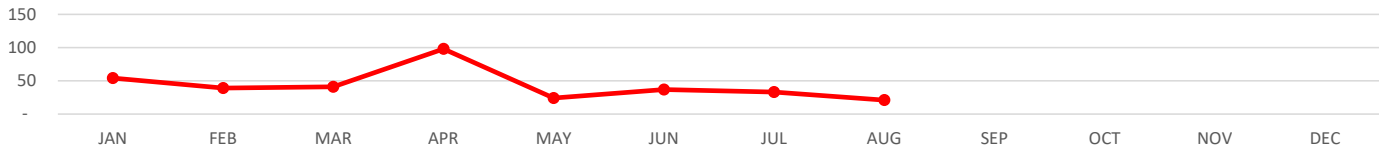
MANAGING BROKER 2024

	JAN	FEB	MAR	APR	MAY	JUN	JUL	AUG	SEP	OCT	NOV	DEC
INITIAL LIC.	54	39	41	98	24	37	33	21				
RENEWALS	18	20	22	43	37	19	14	14				
SPONSOR CHG.	76	81	70	85	82	65	68	91				
2024 TOTAL ACTIVE	14,383	14,442	14,510	14,636	14,689	14,749	14,779	14,814				

MANAGING BROKER 2023

	JAN	FEB	MAR	APR	MAY	JUN	JUL	AUG	SEP	OCT	NOV	DEC
INITIAL LIC.	5	43	42	25	37	19	27	26	29	32	21	16
RENEWALS	4	3,046	2,663	6,414	1,431	103	107	81	47	31	37	15
SPONSOR CHG.	119	131	108	87	119	71	48	70	61	72	132	86
2023 TOTAL ACTIVE	15,498	15,525	15,564	15,594	15,639	15,658	13,988	14,091	14,172	14,233	14,281	14,319

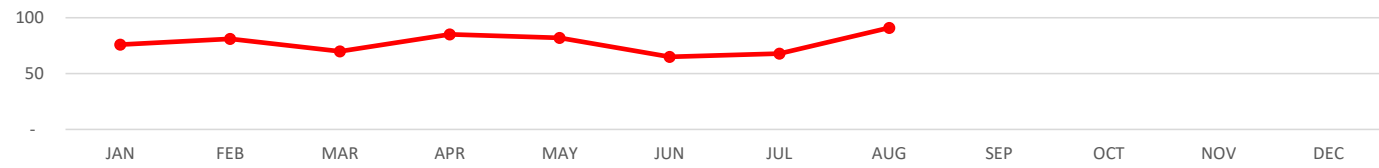
2024 Managing Broker Initial Licenses Issued



2024 Managing Broker Renewals by Month



2024 Managing Broker Sponsor Changes by Month



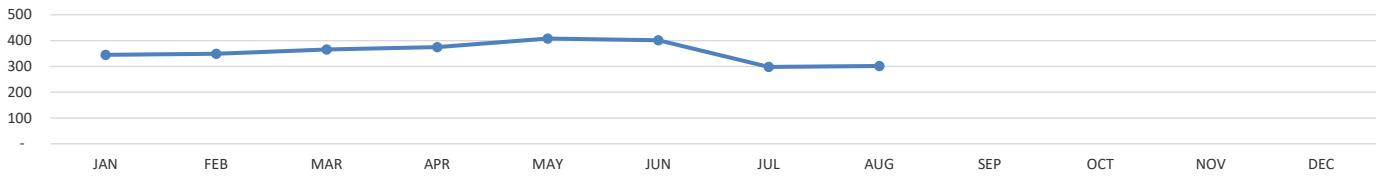
BROKER 2024

	JAN	FEB	MAR	APR	MAY	JUN	JUL	AUG	SEP	OCT	NOV	DEC
INITIAL LIC.	345	349	366	375	408	401	298	302				
RENEWALS	38	8,404	8,586	29,260	2,877	362	288	196				
SPONSOR CHG.	945	766	892	881	616	498	617	688				
2024 TOTAL ACTIVE	59,948	60,258	60,624	61,019	61,396	52,395	52,892	53,426				

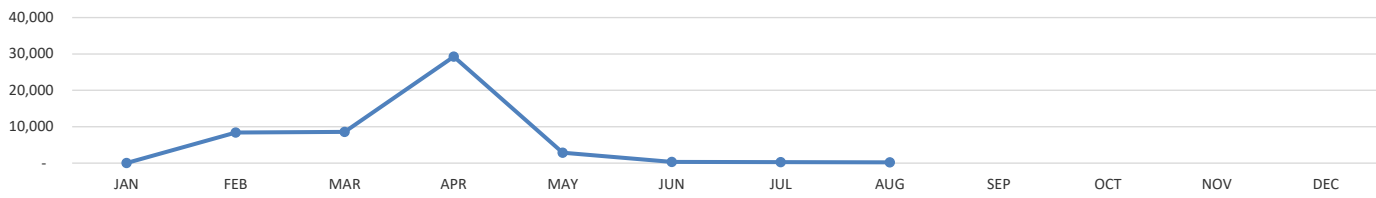
BROKER 2023

	JAN	FEB	MAR	APR	MAY	JUN	JUL	AUG	SEP	OCT	NOV	DEC
INITIAL LIC.	332	330	529	291	408	449	290	413	313	348	308	268
RENEWALS	63	94	92	68	65	38	39	28	26	27	33	19
SPONSOR CHG.	1,093	1,083	1,035	759	1,016	633	612	673	697	855	793	808
2023 TOTAL ACTIVE	55,551	55,885	56,478	56,866	57,311	57,725	57,999	58,383	58,682	59,061	59,344	59,595

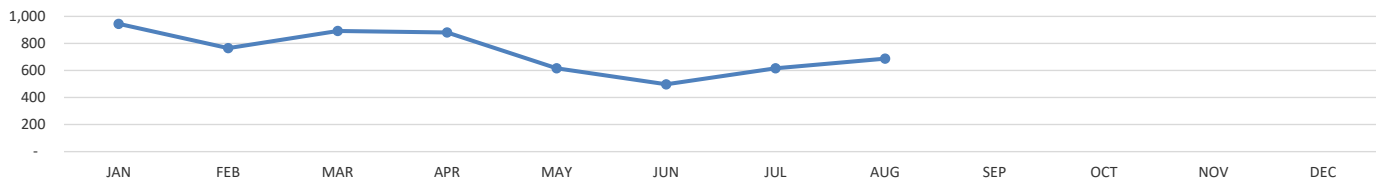
2024 Initial Broker Licenses Issued by Month



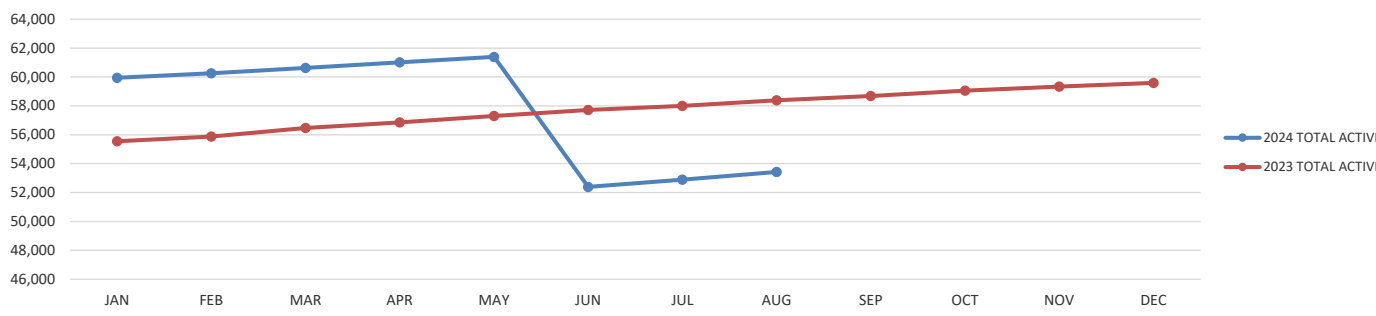
2024 Broker Renewals by Month



2024 Broker Sponsor Changes by Month



2024 v. 2023 Active Brokers by Month



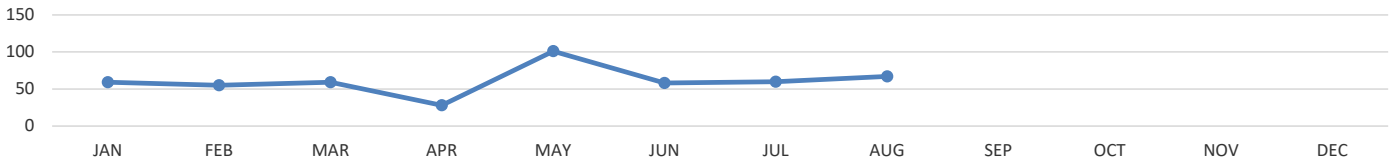
RESIDENTIAL LEASING AGENT 2024

	JAN	FEB	MAR	APR	MAY	JUN	JUL	AUG	SEP	OCT	NOV	DEC
INITIAL LIC.	59	55	59	28	101	58	60	67				
RENEWALS	4	13	2	12	494	489	1230	133				
SPONSOR CHG.	25	32	52	40	32	40	69	42				
2024 TOTAL ACTIVE	3,425	3,483	3,531	3,593	3,672	3,727	3,786	3,855				

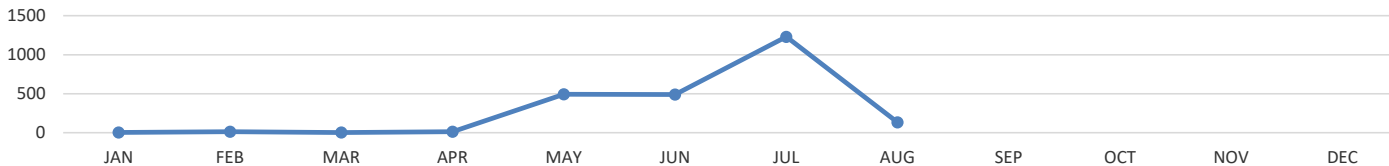
RESIDENTIAL LEASING AGENT 2023

	JAN	FEB	MAR	APR	MAY	JUN	JUL	AUG	SEP	OCT	NOV	DEC
INITIAL LIC.	46	54	83	53	65	68	50	61	50	44	50	45
RENEWALS	24	15	18	13	16	14	11	14	10	8	5	6
SPONSOR CHG.	32	36	58	46	42	36	37	24	33	28	33	30
2023 TOTAL ACTIVE	2,686	2,744	2,833	2,906	2,975	3,043	3,081	3,161	3,212	3,262	3,306	3,360

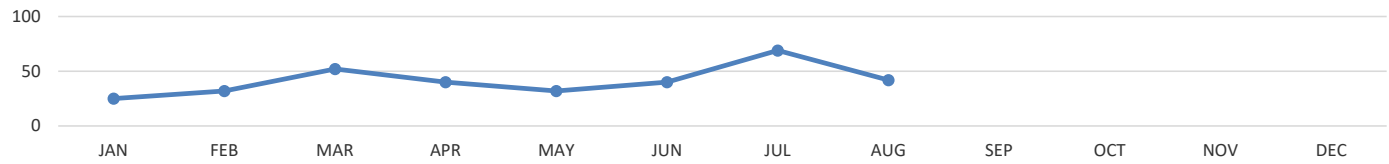
2024 Residential Leasing Agent Initial Licenses Issued by Month



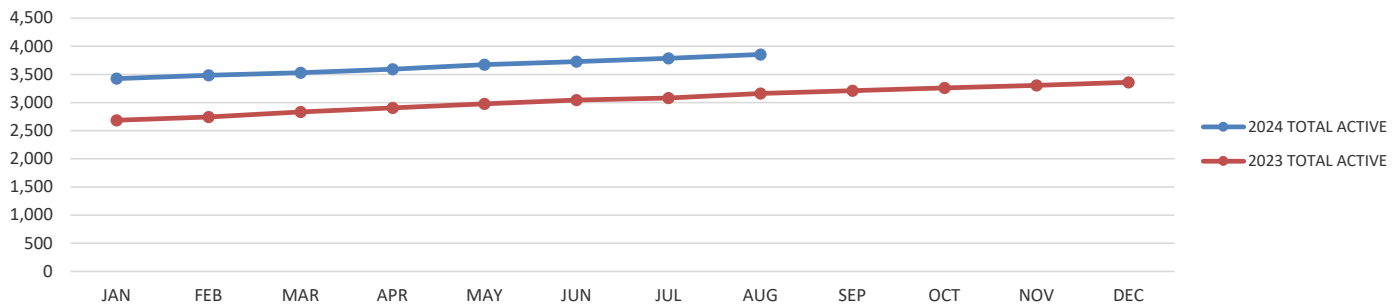
2024 Residential Leasing Agent Renewals by Month



2024 Residential Leasing Agent Sponsor Changes by Month



2024 v. 2023 Residential Leasing Agent Active License Count



as of...

7/31/2024

8/31/2024

License prefix	License Type	Active Licenses	Active Licenses
440	Licensed Auctioneer	237	237
441	Licensed Auctioneer	733	738
444	Licensed Auction Firm	193	195
445	Licensed Auction CE School	6	6
446	Licensed Auction CE Course	43	43
Totals		1,212	1,219

License prefix	License Type	Active Licenses	Active Licenses
553	Certified General Real Estate Appraiser	1,383	1,386
555	Licensed Appraiser Education Provider	17	17
556	Certified Residential Real Estate Appraiser	1,709	1,711
557	Associate Real Estate Trainee Appraiser	348	349
558	Appraisal Management Company	135	136
572	Temporary Practice Real Estate Appraiser	29	35
573	Licensed Appraiser Pre-Lic Course	101	101
575	Licensed Appraiser CE Course	384	390
Totals		4,106	4,125

License prefix	License Type	Active Licenses	Active Licenses
261	LICENSED COMMUNITY ASSOCIATION MANAGER	1,930	1,952
291	Community Association Management Firm	170	172
292	CAM Education Sponsor	2	2
293	CAM CE Course	6	6
Totals		2,108	2,132

License prefix	License Type	Active Licenses	Active Licenses
450	Licensed Home Inspector	1,804	1,813
451	Licensed Home Inspector Entity	193	192
452	Licensed Home Inspector Education Provider	24	24
453	Licensed Home Inspector Pre-License Course	25	25
454	Licensed Home Inspector CE Course	145	145
Totals		2,191	2,199

Total Licenses	9,617	9,675
-----------------------	--------------	--------------

2024 Real Estate Examination Pass Rates

		JAN	FEB	MAR	APR	MAY	JUN	JUL	AUG	SEP	OCT	NOV	DEC
2024 Managing Broker National	First Time	54%	73%	70%	69%	81%	64%	63%	53%				
	First Time Takers	19	32	33	35	26	21	12	10				
	Repeat	58%	57%	71%	42%	59%	53%	44%	45%				
2024 Managing Broker State	First Time	88%	81%	79%	77%	67%	81%	76%	85%				
	First Time Takers	21	22	19	23	6	26	16	17				
	Repeat	100%	100%	64%	71%	92%	80%	100%	67%				
Managing Broker Reciprocity Exam	First Time	67%	100%	42%	83%	100%	75%	100%	25%				
	First Time Takers	4	4	5	10	7	3	7	1				
	Repeat	100%	0%	50%	100%	0%	100%	0%	0%				

2024 Broker National	First Time	56%	59%	49%	51%	50%	51%	50%	49%				
	First Time Takers	224	244	239	253	237	214	176	186				
	Repeat	40%	34%	32%	33%	33%	32%	34%	30%				
2024 Broker State	First Time	61%	60%	57%	59%	53%	58%	50%	54%				
	First Time Takers	159	184	189	203	163	242	217	233				
	Repeat	48%	50%	55%	45%	50%	40%	47%	43%				
Broker Reciprocity Exam	First Time	83%	76%	74%	69%	64%	53%	72%	60%				
	First Time Takers	25	25	23	27	18	20	23	12				
	Repeat	57%	67%	83%	57%	50%	44%	63%	45%				

Leasing Agent National	First Time	62%	52%	54%	52%	52%	49%	42%	47%				
	First Time Takers	40	46	37	47	46	35	35	41				
	Repeat	42%	60%	52%	46%	43%	29%	36%	44%				

RE Instructors National	First Time	67%	0%	67%	100%	100%	0%	0%	0%				
	First Time Takers	2	0	2	3	4	0	0	0				
	Repeat	0%	100%	67%	0%	100%	100%	100%	0%				
RE Instructors State	First Time	100%	0%	100%	100%	100%	100%	0%	0%				
	First Time Takers	1	0	1	2	2	1	0	0				
	Repeat	0%	0%	0%	0%	0%	0%	0%	0%				

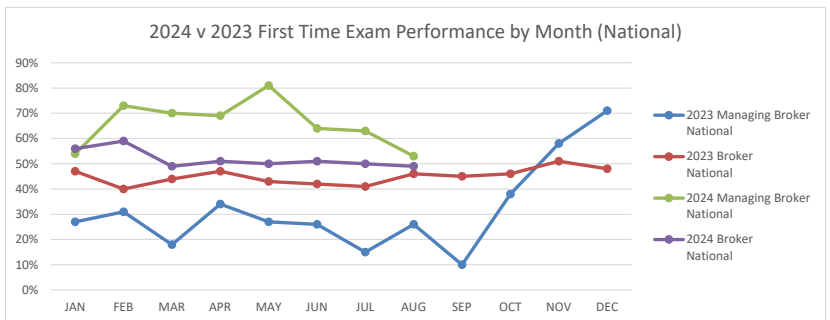
2023 Real Estate Examination Pass Rates

		JAN	FEB	MAR	APR	MAY	JUN	JUL	AUG	SEP	OCT	NOV	DEC
2023 Managing Broker National	First Time	27%	31%	18%	34%	27%	26%	15%	26%	10%	38%	58%	71%
	First Time Takers	37	32	40	35	43	31	27	34	29	26	25	34
	Repeat	28%	23%	27%	26%	33%	35%	33%	23%	31%	54%	50%	35%
2023 Managing Broker State	First Time	82%	79%	68%	85%	86%	85%	76%	74%	75%	86%	73%	86%
	First Time Takers	22	19	25	20	22	13	17	19	16	14	11	22
	Repeat	50%	64%	70%	100%	100%	90%	80%	82%	50%	55%	86%	71%
Managing Broker Reciprocity Exam	First Time	57%	100%	94%	55%	83%	100%	70%	57%	75%	100%	100%	25%
	First Time Takers	7	3	16	11	6	3	10	7	8	2	2	4
	Repeat	0%	0%	50%	0%	50%	0%	100%	50%	100%	0%	50%	0%

2023 Broker National	First Time	47%	40%	44%	47%	43%	42%	41%	46%	45%	46%	51%	48%
	First Time Takers	522	502	581	573	582	524	464	486	430	413	383	398
	Repeat	32%	29%	33%	30%	30%	29%	31%	29%	31%	38%	41%	35%
2023 Broker State	First Time	60%	55%	57%	56%	58%	53%	54%	59%	57%	59%	58%	55%
	First Time Takers	361	351	426	374	391	344	280	317	275	248	255	271
	Repeat	47%	43%	47%	52%	45%	41%	47%	47%	47%	50%	48%	49%
Broker Reciprocity Exam	First Time	81%	74%	63%	75%	71%	79%	72%	71%	75%	75%	48%	65%
	First Time Takers	31	27	41	36	28	29	39	28	32	19	21	20
	Repeat	19%	38%	50%	75%	80%	44%	50%	50%	63%	47%	42%	67%

Leasing Agent National	First Time	48%	58%	50%	56%	56%	65%	49%	50%	47%	53%	50%	62%
	First Time Takers	60	76	102	78	73	94	72	74	59	64	74	60
	Repeat	26%	60%	47%	44%	43%	36%	52%	43%	58%	44%	44%	35%

RE Instructors National	First Time	40%	25%	29%	100%	33%	0%	25%	100%	40%	60%	50%	0%
	First Time Takers	5	4	7	1	3	2	8	1	5	5	3	0
	Repeat	50%	50%	33%	60%	100%	0%	29%	0%	33%	33%	60%	100%
RE Instructors State	First Time	67%	75%	83%	100%	0%	100%	100%	100%	67%	80%	100%	0%
	First Time Takers	3	4	6	1	2	1	3	1	3	5	3	0
	Repeat	0%	100%	0%	0%	0%	50%	0%	50%	0%	33%	0%	0%



2024	(512) Pre-License Instructors Licensed	(513) Pre-License Courses Licensed	(563) CE Instructors Licensed	(564) CE Courses Licensed	(515) Education Providers Licensed	Total # of Licenses Issued
January	4	2	9	8	0	23
February	2	5	3	5	0	15
March	1	9	1	17	2	30
April	4	1	1	12	0	18
May	7	0	1	9	1	18
June	3	7	0	3	1	14
July	2	0	0	4	0	6
August	0	0	0	10	0	10
September						0
October						0
November						0
December						0
YTD Total	23	24	15	68	4	134
Total Active Licenses	283	483	151	652	70	Nate Chandler

August 2024
Complaint Report

Column1	New RE Complaints	New RE Complaints Assigned To Investigations	Complaints Closed At Intake Review	RE Matters Closed At CCR
January	38	11	18	9
February	65	32	27	6
March	57	33	21	3
April	49	18	17	14
May	43	16	23	4
June	42	19	14	9
July	49	17	25	7
August	46	21	19	6
September				
October				
November				
December				
Total	389	167	164	58

**DRE EXAMINATION UNIT STATISTICAL REPORT
FOR THE MONTH OF AUGUST 2024**

**AS PREPARED FOR READ BOARD
SEPTEMBER 12, 2024**

Licenses that have not yet had an examination in the Chicago Area region are continuing to be assigned to the non-Chicago area Region examiners. In the effort to accelerate the number of examinations to be conducted, *Brokerage Verification Reports* are being emailed to these licensees. The *BVR* report allows the examiner to assess the level of activity of the licensee then complete the examination process by email or schedule an on-site examination. Examiners are also completing onsite examinations in their region as well as working off-site examinations in the Chicago Region.

The total number of initial examinations closed in AUGUST was 15 files.

INITIAL EXAMINATIONS COMPLETED

RESOLUTION TYPE: BROKERAGE VERIFICATION REPORT – NOT PRACTICING

TOTAL COMPLETED: 1

An examination conducted by mail and the licensee has not performed licensed real estate activity within the past three years.

RESOLUTION TYPE: BROKERAGE VERIFICATION REPORT – PRACTICING

TOTAL COMPLETED: 9

An examination conducted by mail and the licensee has performed licensed real estate activity within the past three years.

RESOLUTION TYPE: INSPECTED – NOT PRACTICING

TOTAL COMPLETED: 0

An on-site examination has been conducted and the licensee has not performed licensed real estate activity within the past three years.

RESOLUTION TYPE: INSPECTED – PRACTICING

TOTAL COMPLETED: 3

An on-site examination has been conducted and the licensee has performed licensed real estate activity within the past three years.

RESOLUTION TYPE: NOT INSPECTED

TOTAL CLOSED: 1

This category is comprised of licensees not requiring a complete examination. This includes licensees that are out-of-state residents, deceased licensees, companies that are out of business (or license status has become “inactive”) or change of sponsorship.

RESOLUTION TYPE: REFERRED TO SUPERVISOR

TOTAL CLOSED: 1

This category is comprised of licensees that have either not responded to a *Brokerage Verification Report* after two attempts from the examiner or has failed to appear for the scheduled on-site examination after two attempts.

RESOLUTION TYPE: SUPERVISOR REFERRAL TO PROSECUTION

TOTAL CLOSED: 0

This category is comprised of licensees that have not responded to a *Brokerage Verification Report* after three attempts from the supervisor. In these instances, the licensee has either failed to notify IDFPR of their correct address or failed to respond.

FOLLOW-UP EXAMINATIONS COMPLETED BY EXAMINER

Initial examinations conducted wherein violations have been found are required to show compliance. Completed in December:

RESOLUTION TYPE: IN COMPLIANCE	TOTAL COMPLETED:	22
RESOLUTION TYPE: ACKNOWLEDGEMENT PAGE ONLY	TOTAL COMPLETED:	0

EXAMINATIONS REFERRED TO SUPERVISOR – CLOSED

Licenses with remaining issues after an initial examination and follow-up or licenses that are unresponsive are referred to supervisor for review and further action. Completed in September:

RESOLUTION TYPE: ISSUES RESOLVED	TOTAL COMPLETED:	0
RESOLUTION TYPE: REFERRED TO SUPERVISOR	TOTAL COMPLETED:	0
RESOLUTION TYPE: DISCIPLINARY ACTION ON LICENSE	TOTAL COMPLETED:	0
RESOLUTION TYPE: MISCELLANEOUS	TOTAL COMPLETED:	0
RESOLUTION TYPE: Returned to Examiner w/ Instruction	TOTAL COMPLETED:	0
RESOLUTION TYPE: Referred to Prosecutions	TOTAL COMPLETED:	0

August 2024
Prosecutions Report

Column1	Pending/Open RE Cases	RE cases 2 months or less	RE Cases over 3 months	RE Cases over 6 months	RE Cases Over 9 months	RE Cases Over 12 months	RE Cases over 24 months	New RE Cases Rec'd	Complaints filed	Informal Conferences held	Formal Hearings held	RE Cases Closed	CLOSED: Admin	CLOSED: Admin Warning Letter	Closed: Order	Closed: Consent Order	CLOSED: Non-Disc Order	CLOSED: Income Tax	Motion of Rehearing Filed
January	84	24	19	21	8	8	4	15	12	0	0	16	2	4	2	3	1	3	1
February	80	24	18	12	14	8	4	15	2	0	1	19	5	0	3	6	1	4	0
March	78	35	14	9	10	7	3	25	9	2	0	27	9	0	0	15	0	3	0
April	83	45	12	9	6	9	2	24	3	1	0	19	4	0	1	4	4	6	0
May	85	59	5	6	6	7	2	27	3	2	0	25	3	0	2	8	3	9	0
June	102	52	29	7	2	10	2	31	3	0	0	14	3	1	2	3	2	3	0
July	97	36	42	4	3	9	3	14	5	1	0	19	1	2	3	1	2	10	0
August	88	23	39	13	1	9	3	14	2	0	0	23	3	0	1	7	4	8	0
September												0							
October												0							
November												0							
December												0							
Total								165	39	6	1	162	30	7	14	47	17	46	1
												0							