



# IDFPR

## Illinois Department of Financial and Professional Regulation

Division of Real Estate

[idfpr.illinois.gov](http://idfpr.illinois.gov)

**JB PRITZKER**  
Governor

**MARIO TRETO, JR.**  
Secretary

**LAURIE MURPHY**  
Director

### **Real Estate Administration and Disciplinary Board** **Minutes of Open Session**

Meeting Date: June 12, 2025

Location: IDFPR - Division of Real Estate  
555 West Monroe Street 5<sup>th</sup> Floor, Conference Room 5C5  
Chicago, IL 60661  
And  
Via Interactive Video Conference  
320 West Washington Street, 2<sup>nd</sup> Floor, Conference Room 258  
Springfield, IL 62786

Board Member(s) Present:  
At Chicago Location: Valerie Acosta, Loretta Alonzo-Deubel, Gaspar Flores, Jr., Alberta Johnson, Shirin Marvi, Nykea Pippion McGriff, Theodore Yi

Board Member(s) Present  
at Springfield location: David Levin, Carol Meinhart

Board Member(s) Absent: Oralía Herrera, Michael Oldenettel, Victoria Sampah, Norman Willoughby

Division Staff Present: Jeremy Reed – Deputy Director of the Division of Real Estate  
Jennifer Rossiter Moreno – Real Estate Coordinator  
Adrienne Levatino – Associate General Counsel  
Merle Shearer – Chief of Prosecutions  
Nathaniel Chandler – Chief of Licensing and Education  
Hector Rodriguez – Chief of Investigations  
Jenni Scheck – Staff Attorney  
Asna Aliuddin – Staff Attorney  
Kim Prickett – Operations Manager  
Maria Lopez – Board Liaison  
Susan Sigourney – Board Liaison  
Debra Malinowski – Board Liaison

Guest(s) Present:

Cleo Aquino – SPIRE RE Education  
Kirk Antkiewicz – Chicago Association of Realtors  
Young Brockhouse – Illinois Realtors  
Melissa Cannata – CE Shop  
Rocky Esposito – AHI Real Estate  
Marilyn Glazer – Colibri RE Express  
Larry Toban – Real Estate Institute  
Wayne Paprocki – RE Instructor  
Tameika Brooks – Chicago Association of Realtors

Call to Order:

The meeting was called to order at 9:39 a.m. by Chair Jennifer Rossiter Moreno. The Board members present constituted a quorum of the Board.

Approval of Minutes:

Board members reviewed the Minutes of the open session of the May 8, 2025 Board meeting. A motion was made by Alonzo-Deubel and seconded by Flores, Jr. to amend the date of the meeting as contained in the minutes from May 13, 2025 to May 8, 2025. The motion was passed unanimously.

Board members reviewed the Minutes of the open session of the May 8, 2025, Board meeting. A motion was then made by Levin and seconded by Meinhart to approve the May 8, 2025 open session minutes. The motion was passed unanimously.

Public Comments:

There were no comments from members of the public.

Staff Reports:

Licensing:

The 2025 Licensing Report for activity conducted in May was presented and distributed. A copy of the report is attached to and made a part of these minutes.

Nathaniel Chandler informed the Board that the Managing Broker renewal deadline has passed. Managing brokers can no longer submit their renewal application online, and must submit a paper renewal application.

Education:

Nathaniel Chandler explained that the renewal for the Real Estate Education Providers and courses has begun and will end on June 30, 2025.

Complaints:

The 2025 Complaints Report through the month of May was presented and distributed. A copy of the report is attached to and made a part of these minutes.

Audits:

The Audits Report for activity conducted in May 2025 was presented and distributed. A copy of the report is attached to and made a part of these minutes.

Investigations:	The 2025 Investigations Report through the month of May was presented and distributed. A copy of the report is attached to and made a part of these minutes.
Prosecutions:	The 2025 Prosecutions Report through the month of May was presented and distributed. A copy of the report is attached to and made a part of these minutes.
Formal Hearing Schedule:	There are three formal hearings scheduled at this time.
Old Business:	There was no Old Business to report.
New Business:	There was no New Business to report.
Closed Session:	A motion was made at 9:51 a.m. by Alonzo-Duebel and seconded by Flores, Jr. to enter-into Closed Session for the purposes set forth in Sections 2(c)(4), (15) and 21 of the Open Meetings Act. The Motion was passed unanimously upon a roll call vote.
Review of Minutes:	The Board reviewed the closed minutes of the May 8, 2025, meeting. A motion was made by Yi and Marvi to amend the date from May 13, 2025 to May 8, 2025. The Motion was passed unanimously.
Consumer Complaints Review And Case File Review Committee Report:	<u>May 14, 2025</u> Three cases were recommended for closure by Investigations. Two cases were referred to Prosecutions by Investigations. Three cases are to be closed by Prosecutions. Sixteen complaints were referred to Investigations. Four complaints were recommended for closure.
Deliberations:	The Board deliberated on pending disciplinary matters pursuant to Section 20-64 of the Real Estate License Act of 2000.
Motion To Return to Open Session:	A Motion was made at 10:52 a.m. by Marvi and seconded by Johnson, to return to open session. The Motion was passed unanimously.
Approval of Minutes:	A motion was made by Alonzo-Deubel and seconded by Flores, Jr., to approve the amended closed minutes of the May 8, 2025 Board meeting as presented and to keep them closed. The motion was passed unanimously.
Ratify Actions Taken in Closed Session:	A motion was made by Flores and seconded by Johnson to ratify the actions of the Consumer Complaint Review (CCR) and Case File Review Committee (CRC) and to ratify the recommendations made by the Board in Closed Session. The motion was passed unanimously.
Recommendations:	The Board deliberated in one case: 2024-02411. The Board considered the discipline to be recommended and asked that Findings of Fact be prepared for the Board's consideration at its July, 2025 meeting.

Orders:

5 Orders were reviewed and discussed in Closed Session.

The Board received a report reflecting that the Director had taken final action on Consent Orders previously signed by the Board:

2007-90017 Brian Kinsey  
2021-03697 Edward C. McCarthy  
2022-03299 Kinberly Broders and Real Estate Concepts, LC  
2022-03299 Richard Bassford  
2025-02243 Donald J. Dowds  
2025-02744 Daniel Myers

Minutes Remain Closed:

A motion was made by Johnson and seconded by Flores, Jr that the minutes of the closed session of the May 8, 2025, READ Board remain closed. The motion was passed unanimously.

Adjournment:

There being no further business, a motion was made at 10:54 a.m. by Marvi and seconded by Johnson to adjourn the meeting. The motion was passed unanimously.

MANAGING BROKER 2025

	JAN	FEB	MAR	APR	MAY	JUN	JUL	AUG	SEP	OCT	NOV	DEC
INITIAL LIC.	4	53	61	44	41							
RENEWALS	283	2,622	2,573	6,796	701							
SPONSOR CHG.	104	87	130	91	103							
2025 TOTAL ACTIVE	14,911	14,939	14,994	15,017	15,055							

MANAGING BROKER 2024

	JAN	FEB	MAR	APR	MAY	JUN	JUL	AUG	SEP	OCT	NOV	DEC
INITIAL LIC.	54	39	41	98	24	37	33	21	22	23	19	10
RENEWALS	18	20	22	43	37	19	14	14	14	18	8	8
SPONSOR CHG.	76	81	70	85	82	65	68	91	96	106	74	86
2024 TOTAL ACTIVE	14,383	14,442	14,510	14,636	14,689	14,749	14,779	14,814	14,838	14,868	14,887	14,893

2025 Managing Broker Initial Licenses Issued



2025 Managing Broker Renewals by Month



2025 Managing Broker Sponsor Changes by Month



2025 v. 2024 Active Managing Brokers

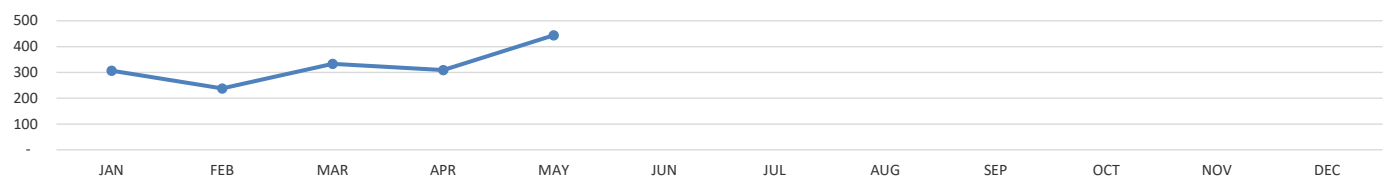
**BROKER 2025**

	JAN	FEB	MAR	APR	MAY	JUN	JUL	AUG	SEP	OCT	NOV	DEC
INITIAL LIC.	307	238	333	309	444							
RENEWALS	58	48	72	84	48							
SPONSOR CHG.	950	720	882	615	684							
2025 TOTAL ACTIVE	54,991	55,245	55,576	55,920	56,359							

**BROKER 2024**

	JAN	FEB	MAR	APR	MAY	JUN	JUL	AUG	SEP	OCT	NOV	DEC
INITIAL LIC.	345	349	366	375	408	401	298	302	317	301	279	249
RENEWALS	38	8,404	8,586	29,260	2,877	362	288	196	140	80	57	49
SPONSOR CHG.	945	766	892	881	616	498	617	688	848	1,458	680	766
2024 TOTAL ACTIVE	59,948	60,258	60,624	61,019	61,396	52,395	52,892	53,426	53,787	54,119	54,424	54,679

2025 Initial Broker Licenses Issued by Month



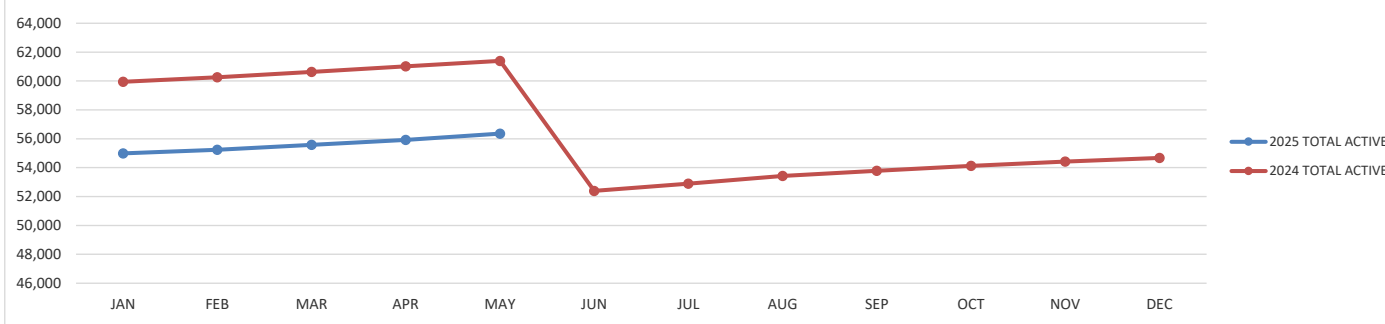
2025 Broker Renewals by Month



2025 Broker Sponsor Changes by Month



2025 v. 2024 Active Brokers by Month



RESIDENTIAL LEASING AGENT 2025

	JAN	FEB	MAR	APR	MAY	JUN	JUL	AUG	SEP	OCT	NOV	DEC
INITIAL LIC.	63	53	58	64	68							
RENEWALS	15	15	16	18	10							
SPONSOR CHG.	41	65	61	39	96							
2025 TOTAL ACTIVE	2,983	3,052	3,118	3,201	3,277							

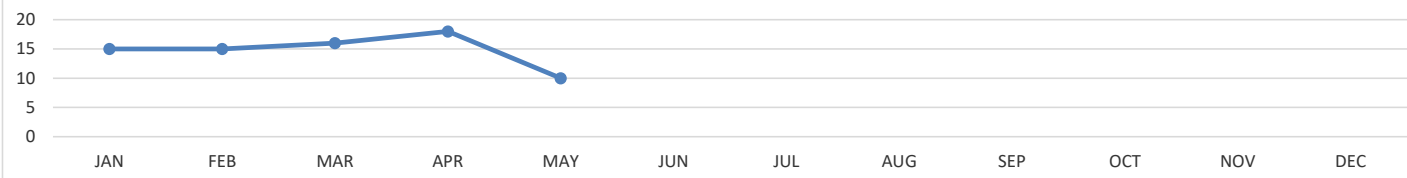
RESIDENTIAL LEASING AGENT 2024

	JAN	FEB	MAR	APR	MAY	JUN	JUL	AUG	SEP	OCT	NOV	DEC
INITIAL LIC.	59	55	59	28	101	58	60	67	54	55	46	37
RENEWALS	4	13	2	12	494	489	1230	133	47	32	14	14
SPONSOR CHG.	25	32	52	40	32	40	69	42	51	47	25	28
2024 TOTAL ACTIVE	3,425	3,483	3,531	3,593	3,672	3,727	3,786	3,855	2,723	2,809	2,862	2,915

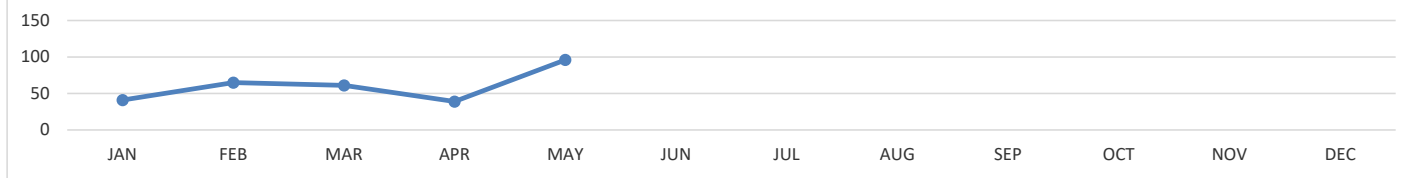
2025 Residential Leasing Agent Initial Licenes Issued by Month



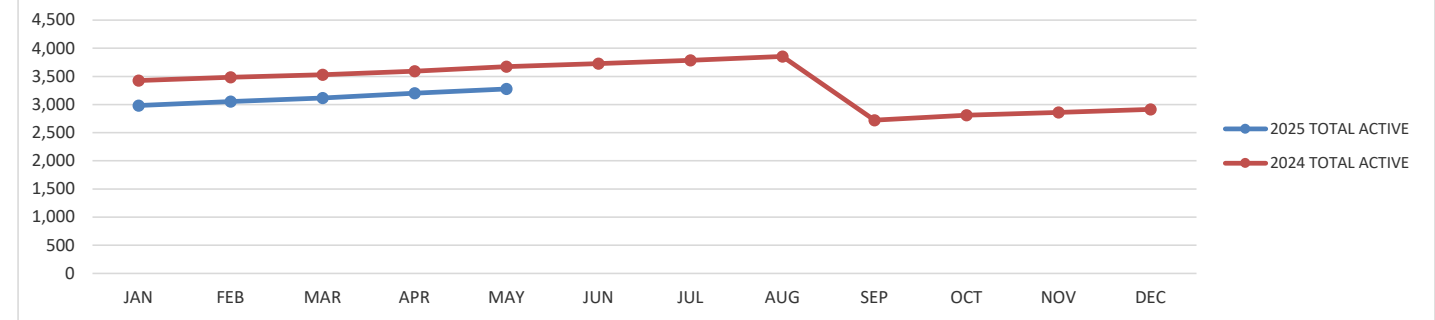
2025 Residential Leasing Agent Renewals by Month



2025 Residential Leasing Agent Sponsor Changes by Month



2025 v. 2024 Residential Leasing Agent Active License Count



	<b>LICENSE REPORT</b>					
	<b>CALENDAR YEAR 2025</b>					
	<b>MAY</b>					
Prefix	PROFESSION	SPONSOR CHG.	INITIAL LIC.	RENEWALS	ACTIVE	
471	RE Managing Broker	103	41	701	15,055	
473	Residential Leasing Agent	96	68	10	3,277	
475	Real Estate Broker	684	444	48	56,359	
477	RE Branch Office	11	3	2	1,152	
478	Real Estate Broker Corporation	12	4	89	2,740	
479	Real Estate Broker Partnership	1	0	0	20	
481	RE Limited Liability Firm	7	23	69	2,226	
495	RE Virtual Office	0	5	1	114	
515	RE Education Provider	0	0	10	73	
512	RE Pre-Lic Instructor	0	9	17	303	
513	RE Pre-Lic Course	0	0	70	508	
563	RE CE Instructor	0	2	15	167	
564	Real Estate CE Course	0	13	124	765	
	<b>TOTAL</b>	<b>914</b>	<b>612</b>	<b>1,156</b>	<b>82,759</b>	



2025	(512) Pre-License Instructors Licensed	(513) Pre-License Courses Licensed	(563) CE Instructors Licensed	(564) CE Courses Licensed	(515) Education Providers Licensed	Total # of Licenses Issued
January	0	7	2	15	1	25
February	2	0	3	4	0	9
March	4	9	1	18	1	33
April	0	0	3	7	0	10
May	9	0	2	13	0	24
June						
July						
August						
September						
October						
November						
December						
YTD Total	15	16	11	57	2	101
Total Active Licenses	303	508	167	765	73	Nate Chandler

as of...

4/30/2025

5/31/2025

License prefix	License Type	Active Licenses	Active Licenses
440	Licensed Auctioneer	203	203
441	Licensed Auctioneer	608	622
444	Licensed Auction Firm	173	175
445	Licensed Auction CE School	6	6
446	Licensed Auction CE Course	42	42
<b>Totals</b>		<b>1,032</b>	<b>1,048</b>

License prefix	License Type	Active Licenses	Active Licenses
553	Certified General Real Estate Appraiser	1,428	1,432
555	Licensed Appraiser Education Provider	16	16
556	Certified Residential Real Estate Appraiser	1,720	1,719
557	Associate Real Estate Trainee Appraiser	365	373
558	Appraisal Management Company	121	122
572	Temporary Practice Real Estate Appraiser	59	60
573	Licensed Appraiser Pre-Lic Course	90	90
575	Licensed Appraiser CE Course	339	350
<b>Totals</b>		<b>4,138</b>	<b>4,162</b>

License prefix	License Type	Active Licenses	Active Licenses
261	LICENSED COMMUNITY ASSOCIATION MANAGER	2,105	2,119
291	Community Association Managment Firm	195	197
292	CAM Education Sponsor	28	32
293	CAM CE Course	66	74
<b>Totals</b>		<b>2,394</b>	<b>2,422</b>

License prefix	License Type	Active Licenses	Active Licenses
450	Licensed Home Inspector	1,409	1,426
451	Licensed Home Inspector Entity	135	136
452	Licensed Home Inspector Education Provider	25	25
453	Licensed Home Inspector Pre-License Course	31	31
454	Licensed Home Inspector CE Course	186	186
<b>Totals</b>		<b>1,750</b>	<b>1,804</b>

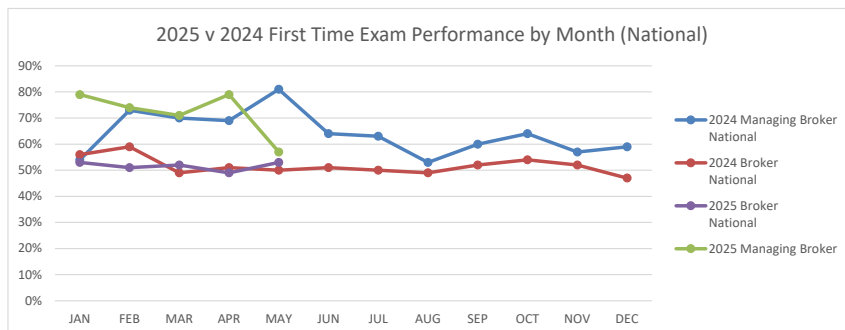
<b>Total Licenses</b>	<b>9,314</b>	<b>9,436</b>
-----------------------	--------------	--------------

# 2025 Real Estate Examination Pass Rates

		JAN	FEB	MAR	APR	MAY	JUN	JUL	AUG	SEP	OCT	NOV	DEC
2025 Managing Broker	<b>First Time</b>	<b>79%</b>	<b>74%</b>	<b>71%</b>	<b>79%</b>	<b>57%</b>							
	First Time Takers	33	42	42	43	28							
	<b>Repeat</b>	<b>75%</b>	<b>88%</b>	<b>50%</b>	<b>47%</b>	<b>75%</b>							
	Repeat Takers	8	16	20	19	16							
Managing Broker Reciprocity Exam	<b>First Time</b>	<b>70%</b>	<b>100%</b>	<b>75%</b>	<b>75%</b>	<b>100%</b>							
	First Time Takers	10	5	4	8	2							
	<b>Repeat</b>	<b>50%</b>	<b>50%</b>	<b>0%</b>	<b>0%</b>	<b>20%</b>							
	Repeat Takers	2	2	1	0	5							
2025 Broker National	<b>First Time</b>	<b>53%</b>	<b>51%</b>	<b>52%</b>	<b>49%</b>	<b>53%</b>							
	First Time Takers	353	431	490	453	488							
	<b>Repeat</b>	<b>34%</b>	<b>37%</b>	<b>35%</b>	<b>35%</b>	<b>36%</b>							
	Repeat Takers	304	311	451	417	430							
2025 Broker State	<b>First Time</b>	<b>54%</b>	<b>59%</b>	<b>60%</b>	<b>53%</b>	<b>58%</b>							
	First Time Takers	402	465	531	507	535							
	<b>Repeat</b>	<b>45%</b>	<b>43%</b>	<b>49%</b>	<b>47%</b>	<b>47%</b>							
	Repeat Takers	183	184	255	273	292							
Broker Reciprocity Exam	<b>First Time</b>	<b>64%</b>	<b>59%</b>	<b>83%</b>	<b>71%</b>	<b>74%</b>							
	First Time Takers	33	39	35	17	23							
	<b>Repeat</b>	<b>67%</b>	<b>73%</b>	<b>56%</b>	<b>63%</b>	<b>33%</b>							
	Repeat Takers	9	11	9	8	6							
Leasing Agent National	<b>First Time</b>	<b>56%</b>	<b>51%</b>	<b>46%</b>	<b>48%</b>	<b>45%</b>							
	First Time Takers	82	79	90	99	101							
	<b>Repeat</b>	<b>46%</b>	<b>46%</b>	<b>51%</b>	<b>36%</b>	<b>43%</b>							
	Repeat Takers	59	65	63	86	69							
RE Instructors National	<b>First Time</b>	<b>100%</b>	<b>75%</b>	<b>100%</b>	<b>67%</b>	<b>33%</b>							
	First Time Takers	2	4	1	3	6							
	<b>Repeat</b>	<b>0%</b>	<b>0%</b>	<b>0%</b>	<b>0%</b>	<b>50%</b>							
	Repeat Takers	2	0	0	0	4							
RE Instructors State	<b>First Time</b>	<b>50%</b>	<b>100%</b>	<b>100%</b>	<b>67%</b>	<b>67%</b>							
	First Time Takers	2	5	1	3	6							
	<b>Repeat</b>	<b>33%</b>	<b>0%</b>	<b>0%</b>	<b>0%</b>	<b>100%</b>							
	Repeat Takers	3	0	0	0	1							

# 2024 Real Estate Examination Pass Rates

		JAN	FEB	MAR	APR	MAY	JUN	JUL	AUG	SEP	OCT	NOV	DEC
2024 Managing Broker National	<b>First Time</b>	<b>54%</b>	<b>73%</b>	<b>70%</b>	<b>69%</b>	<b>81%</b>	<b>64%</b>	<b>63%</b>	<b>53%</b>	<b>60%</b>	<b>64%</b>	<b>57%</b>	<b>59%</b>
	First Time Takers	19	32	33	35	26	21	12	10	12	28	23	34
	<b>Repeat</b>	<b>58%</b>	<b>57%</b>	<b>71%</b>	<b>42%</b>	<b>59%</b>	<b>53%</b>	<b>44%</b>	<b>45%</b>	<b>36%</b>	<b>55%</b>	<b>42%</b>	<b>35%</b>
	Repeat Takers	19	21	40	14	16	8	7	5	5	11	12	17
2024 Managing Broker State	<b>First Time</b>	<b>88%</b>	<b>81%</b>	<b>79%</b>	<b>77%</b>	<b>67%</b>	<b>81%</b>	<b>76%</b>	<b>85%</b>	<b>62%</b>	<b>68%</b>	<b>74%</b>	<b>69%</b>
	First Time Takers	21	22	19	23	6	26	16	17	13	28	23	35
	<b>Repeat</b>	<b>100%</b>	<b>100%</b>	<b>64%</b>	<b>71%</b>	<b>92%</b>	<b>80%</b>	<b>100%</b>	<b>67%</b>	<b>86%</b>	<b>63%</b>	<b>75%</b>	<b>60%</b>
	Repeat Takers	4	8	9	10	11	8	3	2	6	8	4	10
Managing Broker Reciprocity Exam	<b>First Time</b>	<b>67%</b>	<b>100%</b>	<b>42%</b>	<b>83%</b>	<b>100%</b>	<b>75%</b>	<b>100%</b>	<b>25%</b>	<b>50%</b>	<b>100%</b>	<b>100%</b>	<b>75%</b>
	First Time Takers	4	4	5	10	7	3	7	1	1	1	3	4
	<b>Repeat</b>	<b>100%</b>	<b>0%</b>	<b>50%</b>	<b>100%</b>	<b>0%</b>	<b>100%</b>	<b>0%</b>	<b>0%</b>	<b>0%</b>	<b>0%</b>	<b>0%</b>	<b>0%</b>
	Repeat Takers	2	0	1	1	0	1	0	0	0	0	1	2
2024 Broker National	<b>First Time</b>	<b>56%</b>	<b>59%</b>	<b>49%</b>	<b>51%</b>	<b>50%</b>	<b>51%</b>	<b>50%</b>	<b>49%</b>	<b>52%</b>	<b>54%</b>	<b>52%</b>	<b>47%</b>
	First Time Takers	224	244	239	253	237	214	176	186	184	369	417	376
	<b>Repeat</b>	<b>40%</b>	<b>34%</b>	<b>32%</b>	<b>33%</b>	<b>33%</b>	<b>32%</b>	<b>34%</b>	<b>30%</b>	<b>37%</b>	<b>31%</b>	<b>33%</b>	<b>29%</b>
	Repeat Takers	143	118	153	145	157	132	117	102	118	327	313	286
2024 Broker State	<b>First Time</b>	<b>61%</b>	<b>60%</b>	<b>57%</b>	<b>59%</b>	<b>53%</b>	<b>58%</b>	<b>50%</b>	<b>54%</b>	<b>51%</b>	<b>57%</b>	<b>59%</b>	<b>53%</b>
	First Time Takers	159	184	189	203	163	242	217	233	211	417	462	431
	<b>Repeat</b>	<b>48%</b>	<b>50%</b>	<b>55%</b>	<b>45%</b>	<b>50%</b>	<b>40%</b>	<b>47%</b>	<b>43%</b>	<b>41%</b>	<b>46%</b>	<b>40%</b>	<b>39%</b>
	Repeat Takers	110	117	152	110	143	134	87	95	75	224	192	171
Broker Reciprocity Exam	<b>First Time</b>	<b>83%</b>	<b>76%</b>	<b>74%</b>	<b>69%</b>	<b>64%</b>	<b>53%</b>	<b>72%</b>	<b>60%</b>	<b>81%</b>	<b>73%</b>	<b>75%</b>	<b>79%</b>
	First Time Takers	25	25	23	27	18	20	23	12	22	22	28	19
	<b>Repeat</b>	<b>57%</b>	<b>67%</b>	<b>83%</b>	<b>57%</b>	<b>50%</b>	<b>44%</b>	<b>63%</b>	<b>45%</b>	<b>50%</b>	<b>29%</b>	<b>64%</b>	<b>50%</b>
	Repeat Takers	4	4	5	4	5	4	5	5	4	7	11	6
Leasing Agent National	<b>First Time</b>	<b>62%</b>	<b>52%</b>	<b>54%</b>	<b>52%</b>	<b>52%</b>	<b>49%</b>	<b>42%</b>	<b>47%</b>	<b>49%</b>	<b>46%</b>	<b>51%</b>	<b>54%</b>
	First Time Takers	40	46	37	47	46	35	35	41	35	71	97	65
	<b>Repeat</b>	<b>42%</b>	<b>60%</b>	<b>52%</b>	<b>46%</b>	<b>43%</b>	<b>29%</b>	<b>36%</b>	<b>44%</b>	<b>44%</b>	<b>38%</b>	<b>44%</b>	<b>46%</b>
	Repeat Takers	21	38	23	26	32	21	33	32	24	64	50	54
RE Instructors National	<b>First Time</b>	<b>67%</b>	<b>0%</b>	<b>67%</b>	<b>100%</b>	<b>100%</b>	<b>0%</b>	<b>0%</b>	<b>0%</b>	<b>50%</b>	<b>100%</b>	<b>33%</b>	<b>50%</b>
	First Time Takers	2	0	2	3	4	0	0	0	1	1	3	4
	<b>Repeat</b>	<b>0%</b>	<b>100%</b>	<b>67%</b>	<b>0%</b>	<b>100%</b>	<b>100%</b>	<b>100%</b>	<b>0%</b>	<b>50%</b>	<b>100%</b>	<b>0%</b>	<b>0%</b>
	Repeat Takers	0	1	2	0	1	1	1	0	1	1	0	0
RE Instructors State	<b>First Time</b>	<b>100%</b>	<b>0%</b>	<b>100%</b>	<b>100%</b>	<b>100%</b>	<b>100%</b>	<b>0%</b>	<b>0%</b>	<b>50%</b>	<b>0%</b>	<b>33%</b>	<b>75%</b>
	First Time Takers	1	0	1	2	2	1	0	0	1	2	3	4
	<b>Repeat</b>	<b>0%</b>	<b>0%</b>	<b>0%</b>	<b>0%</b>	<b>0%</b>	<b>0%</b>	<b>0%</b>	<b>0%</b>	<b>100%</b>	<b>100%</b>	<b>0%</b>	<b>0%</b>
	Repeat Takers	0	0	0	0	0	0	0	0	1	1	0	1



# JUNE 2025 READ COMPLAINT REPORT

Column1	New RE Complaints	RE Complaints Assigned to Investigators	RE Complaints Closed at Intake Review	RE Complaints Closed at CCR
January 2025	11	4	7	0
February 2025	35	18	6	11
March 2025	41	24	8	9
April 2025	82	31	22	29
May 2025	46	16	26	4
June 2025				
July 2025				
August 2025				
September 2025				
October 2025				
November 2025				
December 2025				
Total 2025 TALLY	215	93	69	53

**DRE EXAMINATION UNIT  
STATISTICAL REPORT FOR THE MONTH OF MAY 2025**

**AS PREPARED FOR READ BOARD  
JUNE 2025**

Licensees that have not yet had an examination in the Chicago Area region are continuing to be assigned to the non-Chicago area region examiners. In the effort to accelerate the number of examinations to be conducted, *Brokerage Verification Reports* are being emailed to these licensees. The *BVR* report allows the examiner to assess the level of activity of the licensee then complete the examination process by email or schedule an on-site examination. Examiners are also completing onsite examinations in their region as well as working off-site examinations in the Chicago Region.

The total number of initial examinations closed in MAY was: **49 files**.

**INITIAL EXAMINATIONS COMPLETED**

**RESOLUTION TYPE: BROKERAGE VERIFICATION REPORT – NOT PRACTICING**

**TOTAL COMPLETED: 13**

An examination conducted by mail and the licensee has not performed licensed real estate activity within the past three years.

**RESOLUTION TYPE: BROKERAGE VERIFICATION REPORT – PRACTICING**

**TOTAL COMPLETED: 12**

An examination conducted by mail and the licensee has performed licensed real estate activity within the past three years.

**RESOLUTION TYPE: INSPECTED – NOT PRACTICING**

**TOTAL COMPLETED: 0**

An on-site examination has been conducted and the licensee has not performed licensed real estate activity within the past three years.

**RESOLUTION TYPE: INSPECTED – PRACTICING**

**TOTAL COMPLETED: 20**

An on-site examination has been conducted and the licensee has performed licensed real estate activity within the past three years.

**RESOLUTION TYPE: NOT INSPECTED**

**TOTAL CLOSED: 4**

This category is comprised of licensees not requiring a complete examination. This includes licensees that are out-of-state residents, deceased licensees, companies that are out of business (or license status has become "inactive") or change of sponsorship. \*48 of 49 Not Inspected were duplicate assignments improperly generated via ILES and closed by Supervisor.

**RESOLUTION TYPE: REFERRED TO SUPERVISOR**

**TOTAL CLOSED: 0**

This category is comprised of licensees that have either not responded to a *Brokerage Verification Report* after two attempts from the examiner or has failed to appear for the scheduled on-site examination after two attempts.

**RESOLUTION TYPE: SUPERVISOR REFERRAL TO PROSECUTION**

**TOTAL CLOSED: 0**

This category is comprised of licensees that have not responded to a *Brokerage Verification Report* after three attempts from the supervisor. In these instances, the licensee has either failed to notify IDFPR of their correct address or failed to respond.

**FOLLOW-UP EXAMINATIONS COMPLETED BY EXAMINER**

Initial examinations conducted wherein violations have been found are required to show compliance. Completed in JANUARY:

<b>RESOLUTION TYPE: IN COMPLIANCE</b>	<b>TOTAL COMPLETED: 7</b>
<b>RESOLUTION TYPE: ACKNOWLEDGEMENT PAGE ONLY</b>	<b>TOTAL COMPLETED: 0</b>

**EXAMINATIONS REFERRED TO SUPERVISOR – CLOSED**

Licensees with remaining issues after an initial examination and follow-up or licensees that are unresponsive are referred to supervisor for review and further action. Completed in JANUARY:

<b>RESOLUTION TYPE: ISSUES RESOLVED</b>	<b>TOTAL COMPLETED: 0</b>
<b>RESOLUTION TYPE: REFERRED TO SUPERVISOR</b>	<b>TOTAL COMPLETED: 0</b>
<b>RESOLUTION TYPE: DISCIPLINARY ACTION ON LICENSE</b>	<b>TOTAL COMPLETED: 0</b>
<b>RESOLUTION TYPE: MISCELLANEOUS</b>	<b>TOTAL COMPLETED: 0</b>
<b>RESOLUTION TYPE: Returned to Examiner w/ Instruction</b>	<b>TOTAL COMPLETED: 0</b>
<b>RESOLUTION TYPE: Referred to Prosecutions</b>	<b>TOTAL COMPLETED: 0</b>

## REAL ESTATE INVESTIGATIONS REPORT

ma

MAY 2025

	Current RE Caseload	Cases over 1 Year old	New RE Cases Received	Referred to Prosecutions	Cases Closed in Investigations	
JANUARY	653	431	19	2	13	
FEBRUARY	653	432	19	7	12	
MARCH	662	459	23	3	11	
APRIL	687	483	25	0	0	
MAY	694	479	26	3	16	
JUNE						
JULY						
AUGUST						
SEPTEMBER						
OCTOBER						
NOVEMBER						
DECEMBER						
TOTAL			112	15	52	

## Prosecutions Report

[illegible]

May 2025  
Prosecutions Report

Column2

[illegible]