



IDFPR

Illinois Department of Financial and Professional Regulation

Division of Real Estate

idfpr.illinois.gov

JB PRITZKER
Governor

MARIO TRETO, JR.
Secretary

LAURIE MURPHY
Director

TO: Real Estate Administration and Disciplinary Board

A.Valerie Acosta	Public Member
Loretta Alonzo-Deubel	Real Estate Managing Broker Member
Joe Castillo	Real Estate Managing Broker Member
Laura Ellis	Real Estate Managing Broker Member
Gaspar Flores Jr.	Real Estate Broker Member
Oralia Herrera	Real Estate Managing Broker Member
Shirin Marvi	Real Estate Managing Broker Member
Carol Meinhart	Real Estate Broker Member
Joseph Nery	Public Member
Michael Oldenettel	Real Estate Managing Broker and Pre-License Instructor Member
Nykea Pippion-McGriff	Real Estate Managing Broker Member
Norman Willoughby	Real Estate Managing Broker and Pre-License Instructor Member
Monica Gutierrez	Chairperson – Non-voting Member

FROM: Debra Malinowski, Board Liaison

DATE: November 3, 2022

RE: Notice of November 17, 2022 Real Estate Administration and Disciplinary Board Meeting.

The Real Estate Administration and Disciplinary Board (the “Real Estate Board”) will convene for a meeting commencing at 9:30 a.m. on November 17, 2022. Due to the issuance, on October 28, 2022, of a Gubernatorial Disaster Proclamation, the Real Estate Board meeting will not have a physical location for Board members or the public because it is unfeasible to meet in person pursuant to the Disaster Declaration and because the Secretary of the Illinois Department of Financial and Professional Regulation has determined pursuant to the provisions of Section 7 of the Open Meetings Act (5 ILCS 120/7) that an in-person meeting is not practical or prudent because of a disaster. The meeting will be conducted remotely via audio or video conference without the physical presence of a quorum of the members.

Members of the public are invited to attend the meeting remotely. Members of the public may attend by accessing the meeting via the interactive webinar. Instructions for remote attendance are contained on the attached agenda for the November 17, 2022 meeting.

In order to ensure the presence of a quorum, I request you advise me three (3) days in advance of the meeting date if you are unable to attend. My email is debra.malinowski@illinois.gov

The Real Estate Administration and Disciplinary Board

will meet at 9:30 am on November 17 2022

Agenda

- I. Review and Approval of Minutes from Open Meeting on September 8, 2022 and October 13, 2022
- II. Public Comments
- III. Reports
 - i. Licensing and Education Report
 - ii. Complaints Report
 - iii. Audits and Investigations Report
 - iv. Prosecutions Report
 - v. Recovery Fund Report
- IV. Formal Hearing Schedule
- V. Old Business
- VI. New Business
- VII. Closed Session
 - i. Review Closed Minutes from September 8, 2022 Board Meeting
 - ii. Deliberations
 - Cases where Respondent Defaulted by Failing to Appear or File an Answer
 - Cases where Respondent had a Formal Hearing
 - iii. Consent Orders and Non-Disciplinary Orders
 - Report of Director's Orders
 - iv. Consumer Complaint Review and Case File Review Committee Recommendations from September 14, 2022, October 5, 2022, October 19, 2022 and November 2, 2022 .
 - v. Findings of Facts
 - vi. Schedule Board Members for Consumer Complaint Review, Case File Review Committee, Informal Conferences and Formal Hearings
- VIII. Open Session
 - i. Approve Closed Minutes from September 8, 2022 Board Meeting
 - ii. Ratify Board's actions in Closed Session
 - Recommendations from Deliberations
 - Consumer Complaint Review and Case File Review Committee Recommendations
 - Consent Orders, Non-Disciplinary Orders and Findings of Facts
 - iii. Closed Minutes
- IX. Adjournment

Join the Real Estate Administration and Disciplinary November 17, 2022 Board Meeting

When it's time, join your WebEx meeting here.

Meeting number (access code): 2455 577 0724

Meeting password: f2FnrMJJ5H3

Preferred method of attending the meeting is to click on the "join meeting" button

[Join meeting](#)

Join from the meeting link

<https://illinois.webex.com/illinois/j.php?MTID=m9d5fb2938b349fcdf2a00dec8ce7a986>

Join by phone only

Tap to call in from a mobile device (attendees only)

[+1-312-535-8110](tel:+13125358110) United States Toll (Chicago)

[+1-415-655-0002](tel:+14156550002) US Toll

[Global call-in numbers](#)

Meeting number (access code): 2455 577 0724

Meeting password: f2FnrMJJ5H3

Join a Meeting Guide

If someone invites you to a Webex meeting, you receive an invite with instructions on how to join in an email invitation. You can click the **Join** link to join the meeting.

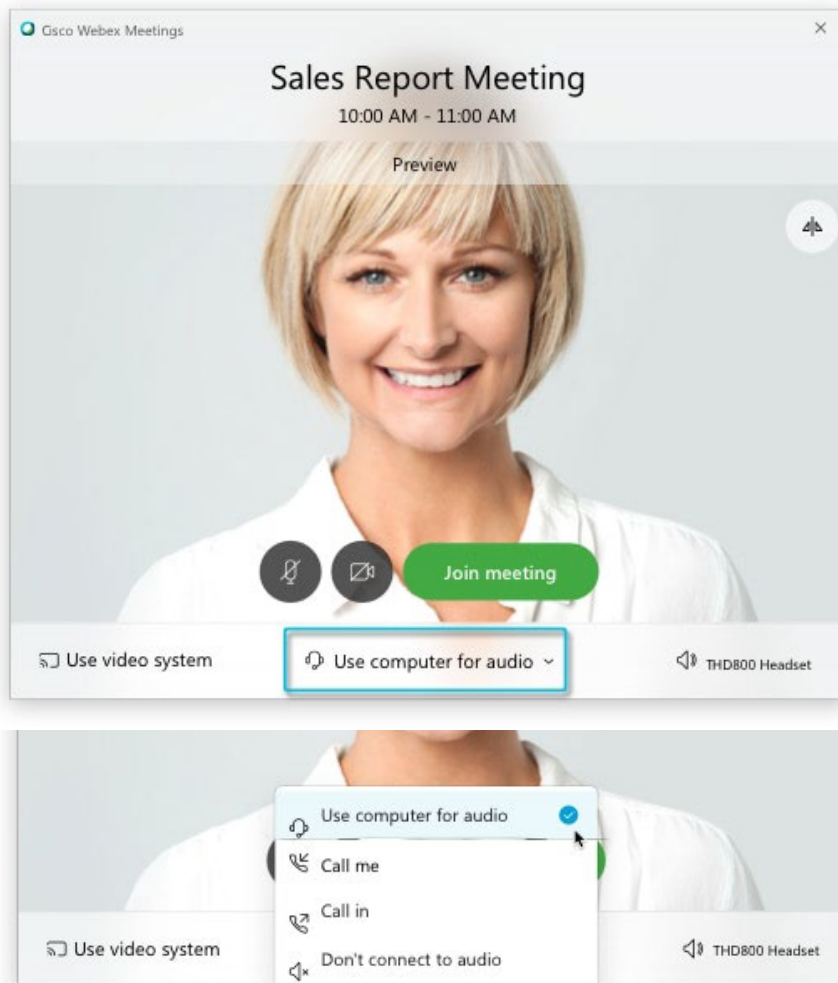
You might be asked to enter a meeting password, it is in your email invitation.

The Webex user interface is simple. Meeting options in the center and participants and other panels on the right.

Connect Audio

Before you join a meeting, you can choose the settings you use for audio in the meeting.

1. Click the audio connection options in the Webex Meetings app.




2. Choose how you want to hear the audio in the meeting:

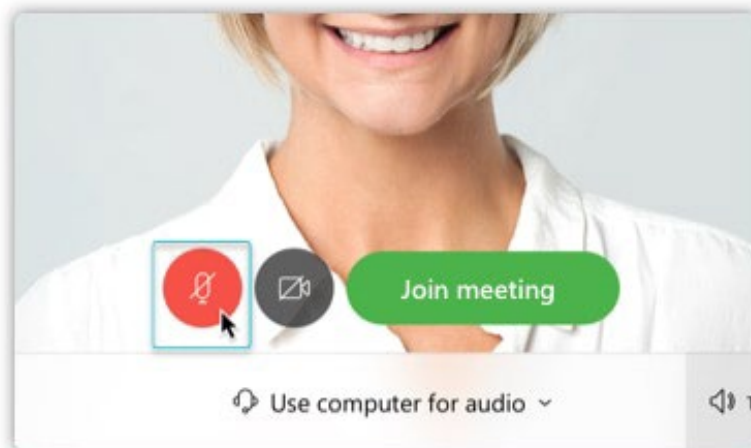
- **Use computer for audio**—Use your computer with a headset or speakers. This is the default audio connection type.

You can change your headset, speakers, and microphone.

- **Call me**—Enter or select the work or home phone number that you'd like the meeting to call.
- **Call in**—Dial in from your phone when the meeting starts. A list of global call-in numbers is available after you join the meeting.
- **Don't connect audio**—You won't hear any audio in the meeting through your computer or phone. Use this option if you're in the meeting room but want to use your computer to share content in the meeting.

3. If you want to join the meeting with your audio muted, click **Mute my microphone** .

4. You'll see  when your microphone is muted. Click **Unmute my microphone**  when you want to speak in the meeting.



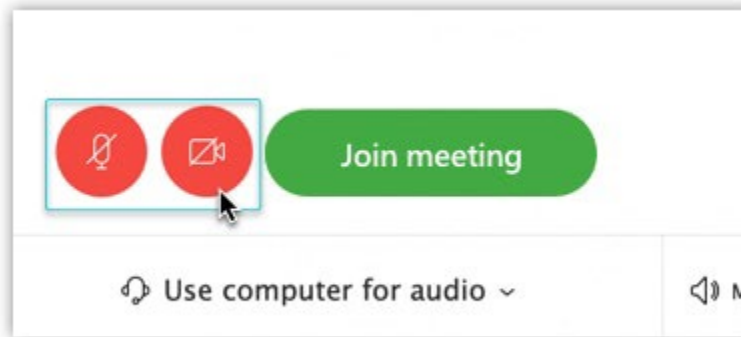
Start Your Video

Before you join a meeting, you can choose the settings you use for video in the meeting.

1. If you want to join the meeting with your video turned off, click **Turn off my video** .



You'll see  when your video is turned off. Click **Turn on my video**  when you want to show your video.



2. By default, your self-view video shows in mirror view. You can [turn off mirror view](#) if you want to see yourself in your self-view video the same way that other meeting participants see you.

If you're happy with the audio and video settings that you chose for this meeting, you can [save them](#) for your next meeting.

To join the meeting from a compatible video device, [connect to a device](#).