



IDFPR

Illinois Department of Financial and Professional Regulation

Division of Real Estate

www.idfpr.com

JB PRITZKER
Governor

MARIO TRETO, JR.
Secretary

LAURIE MURPHY
Director

MEMORANDUM

TO: Auction Advisory Board

Jessica Doerr-Berger, Chairperson - Auction Member
Michael Fine - Auction Member
Gwendolene Newton - Public Member
Carol J. Spracklen - Real Estate Member
Thomas E. Walsh - Auction Member

FROM: Susan Sigourney, Auction Board Liaison

DATE: April 17, 2023

RE: Notice of April 25, 2023, Auction Advisory Board Meeting

The Auction Advisory Board will convene for a meeting commencing at 11:00 a.m. on April 25, 2023. Due to the issuance, on March 31, 2023, of a Gubernatorial Disaster Proclamation, the Auction Advisory Board meeting will not have a physical location for Board members or the public because it is unfeasible to meet in person pursuant to the Disaster Declaration and because the Secretary of the Illinois Department of Financial and Professional Regulation has determined pursuant to the provisions of Section 7 of the Open Meetings Act (5 ILCS 120/7) that an in-person meeting is not practical or prudent because of a disaster. The meeting will be conducted remotely via audio or video conference without the physical presence of a quorum of the members.

Members of the public are invited to attend the meeting remotely. Members of the public may attend by accessing the meeting via the interactive webinar. Instructions for the remote attendance are contained on the attached agenda for the April 25, 2023, meeting.

In order to ensure the presence of a quorum, I request you advise me three (3) days in advance of the meeting date if you are unable to attend. My email is susan.sigourney@illinois.gov.

The Auction Advisory Board

Will meet at 11:00 am on April 25, 2023, via interactive webinar

- I. Review and Approval of Minutes from Open Meeting on February 28, 2023
- II. Public Comments
- III. Reports
 - A. Licensing and Education Report
 - B. Investigations Report
 - C. Prosecutions Report
- IV. Formal Hearing Schedule
- V. Old Business
- VI. New Business
- VII. Closed Session
 - A. Review Closed Minutes from February 28, 2023, Board Meeting
 - B. Deliberations
 - C. Consent Orders/Non-Disciplinary Orders
- VIII. Open Session
 - A. Approve Closed Minutes from February 28, 2023, Board Meeting
 - B. Ratify Board's actions in Closed Session
 1. Deliberations
 2. Consent Orders/Non-Disciplinary Orders
 - C. Closed Minutes
- IX. Adjournment

Join the Auction Advisory Board Meeting April 25, 2023

When it's time, join your Webex meeting here.

Meeting number (access code): 2454 584 8477

Meeting password: GCfpaxqX997

Preferred method of attending the meeting is to click on the "join meeting" button

[Join meeting](#)

Join from the meeting link

<https://illinois.webex.com/illinois/j.php?MTID=m308c4311ae7487c2814b4d500d7330d3>

Tap to call in from a mobile device (attendees only)

[+1-312-535-8110](tel:+13125358110) United States Toll (Chicago)

[+1-415-655-0002](tel:+14156550002) US Toll

[Global call-in numbers](#)

Meeting number (access code): 2454 584 8477

Meeting password: GCfpaxqX997

Join a Meeting Guide

If someone invites you to a Webex meeting, you receive an invite with instructions on how to join in an email invitation. You can click the **Join** link to join the meeting.

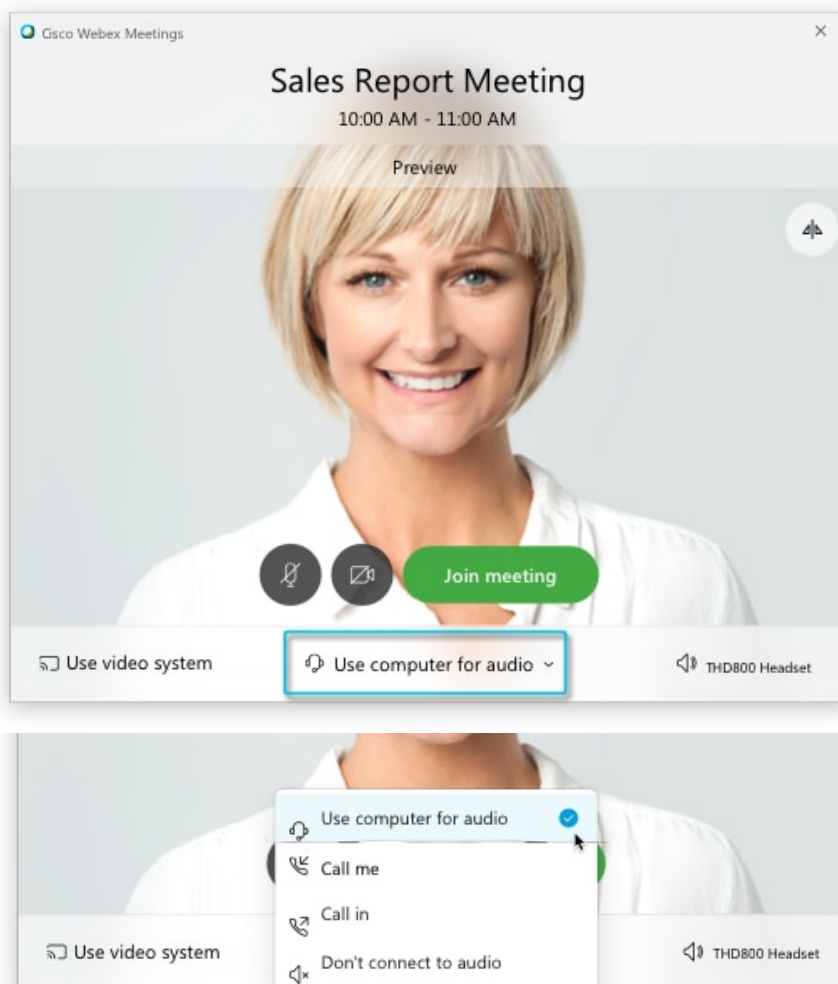
You might be asked to enter a meeting password, it is in your email invitation.

The Webex user interface is simple. Meeting options in the center and participants and other panels on the right.

Connect Audio

Before you join a meeting, you can choose the settings you use for audio in the meeting.

1. Click the audio connection options in the Webex Meetings app.




2. Choose how you want to hear the audio in the meeting:

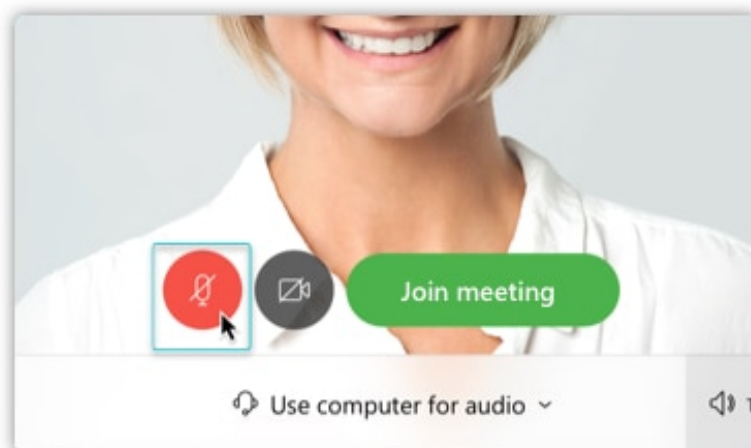
- **Use computer for audio**—Use your computer with a headset or speakers. This is the default audio connection type.

You can change your headset, speakers, and microphone.

- **Call me**—Enter or select the work or home phone number that you'd like the meeting to call.
- **Call in**—Dial in from your phone when the meeting starts. A list of global call-in numbers is available after you join the meeting.
- **Don't connect audio**—You won't hear any audio in the meeting through your computer or phone. Use this option if you're in the meeting room but want to use your computer to share content in the meeting.


3. If you want to join the meeting with your audio muted, click **Mute my microphone** .

4. You'll see  when your microphone is muted. Click **Unmute my microphone**  when you want to speak in the meeting.

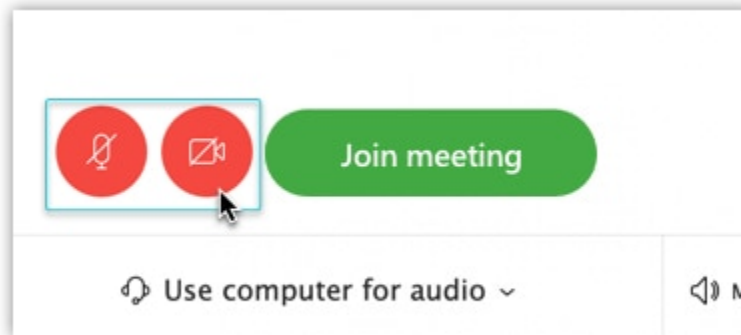


Start Your Video

Before you join a meeting, you can choose the settings you use for video in the meeting.

1. If you want to join the meeting with your video turned off, click **Turn off my video** .

You'll see  when your video is turned off. Click **Turn on my video**  when you want to show your video.



2. By default, your self-view video shows in mirror view. You can [turn off mirror view](#) if you want to see yourself in your self-view video the same way that other meeting participants see you.

If you're happy with the audio and video settings that you chose for this meeting, you can [save them](#) for your next meeting.

To join the meeting from a compatible video device, [connect to a device](#).